



# CUTTING TOOLS

MAROX TOOLS INDUSTRIAL CO. LTD.

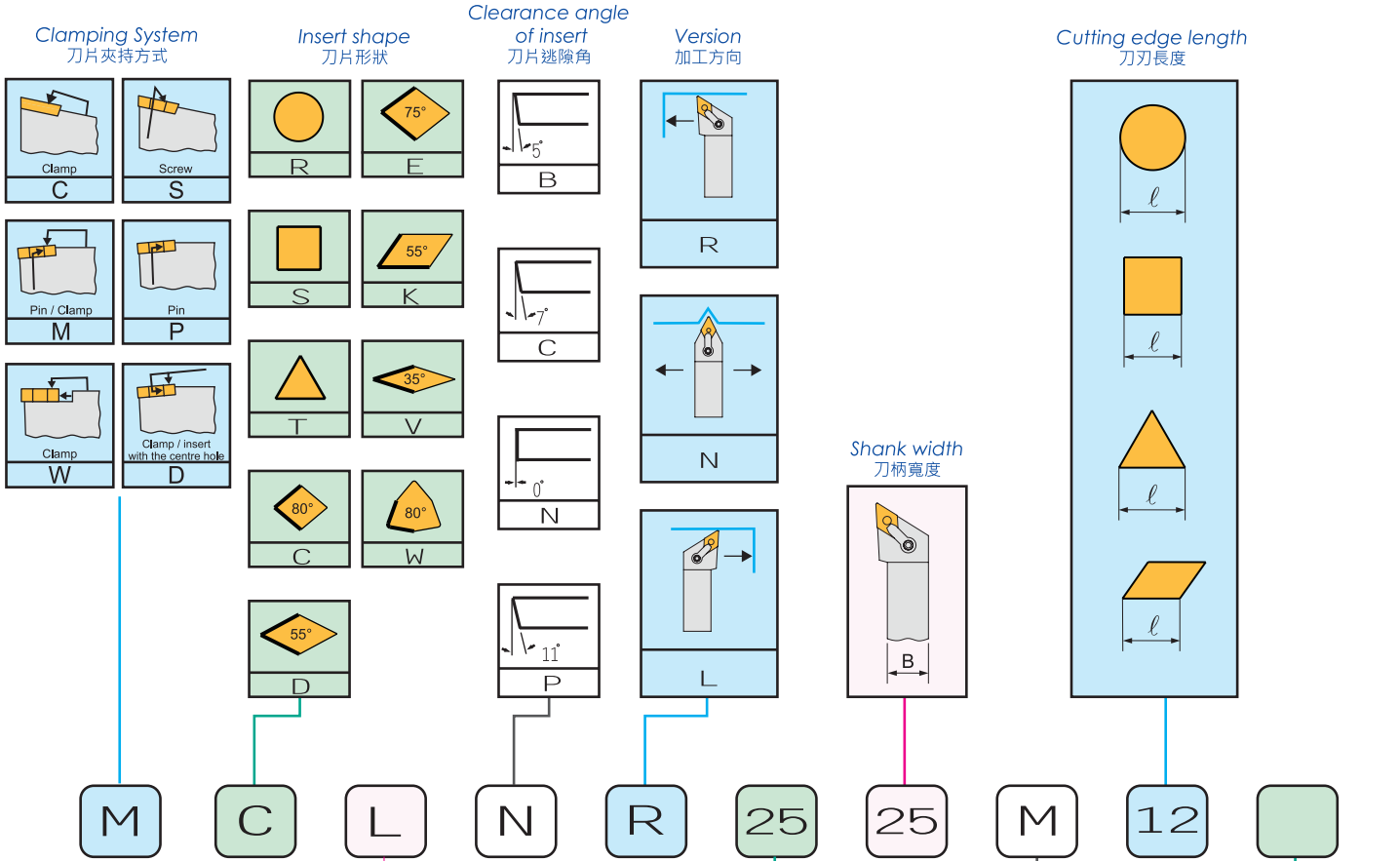


## CUTTING / MILLING

- ◇ External Turning Tools
- ◇ Boring Bars
- ◇ Grooving
- ◇ Threading
- ◇ End mills
- ◇ Face mills
- ◇ Side mills
- ◇ Cartridges

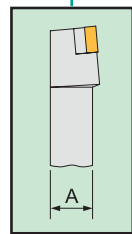


# Identification System of EXTERNAL TURNING TOOLS

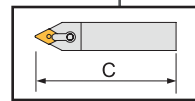


**Toolholder shape** 切入角

A		J		S	
B		K		T	
C		L		U	
D		M		V	
E		N		W	
F		P		X	
G		Q		Y	
		R		Z	



**Shank height** 刀柄高度



**Tool length** 總長度

Standard(mm)	Symbol
32	A
40	B
50	C
60	D
70	E
80	F
90	G
100	H
110	J
125	K
140	L
150	M
160	N
170	P
180	Q
200	R
250	S
300	T
350	U
400	V
450	W
500	Y
Special	X

**Additional code** 特殊註記



# Identification System of BORING BARS

**Construction features / Type** 刀柄材質 / 樣式

- S-steel shank
- A-steel shank with coolant
- C-carbide shank
- E-carbide shank with coolant
- H-anti-vibration shank
- L-anti-vibration shank with coolant

**Tool length** 總長度

Standard(mm)	Symbol
100	H
125	K
150	M
180	Q
200	R
250	S
300	T
350	U
400	V
450	W
500	Y
Special	X

**Toolholder shape** 切入角

- F: 90°
- K: 75°
- L: 95° / 90°
- U: 95°
- Z: 95°

**Version** 加工方向

- L: Left-to-right
- R: Right-to-left

**Additional code** 特殊註記

**Shank diameter** 刀柄直徑

**Clamping System** 刀片夾持方式

- C: Clamp
- M: Pin / Clamp
- W: Clamp
- S: Screw
- P: Pin
- D: Clamp / insert with the centre hole

**Insert shape** 刀片形狀

- T: Triangle
- D: Diamond (55°)
- S: Square
- K: Trapezoid (55°)
- C: Circle (80°)
- W: Hexagon (80°)

**Clearance angle of insert** 刀片逃隙角

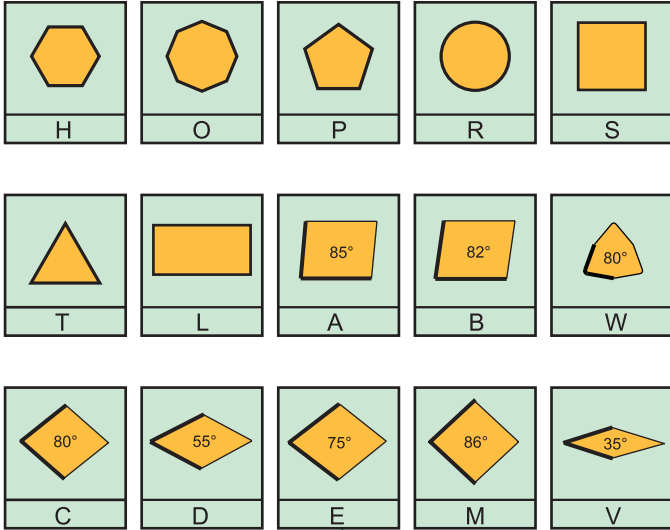
- N: 0°
- C: 7°
- P: 11°
- B: 5°

**Cutting edge length** 刀刃長度

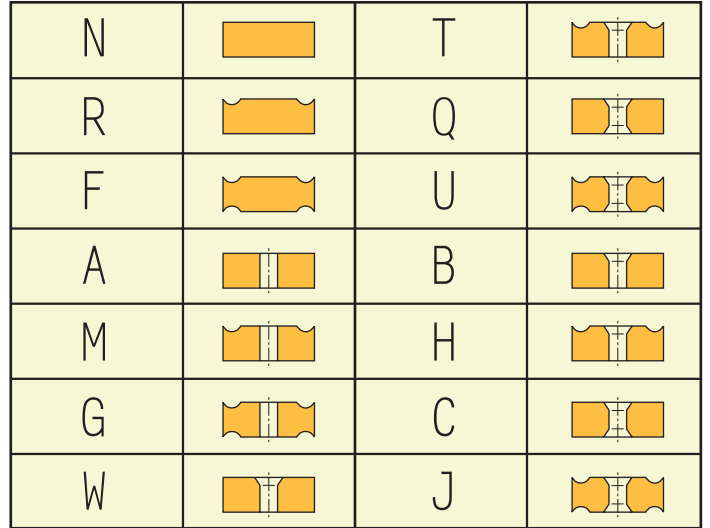
- Circle: length  $l$
- Square: length  $l$
- Triangle: length  $l$
- Hexagon: length  $l$

**Identification Code Example:** S 32 S C T F P R 16

### 1. Insert Shape 刀片形狀

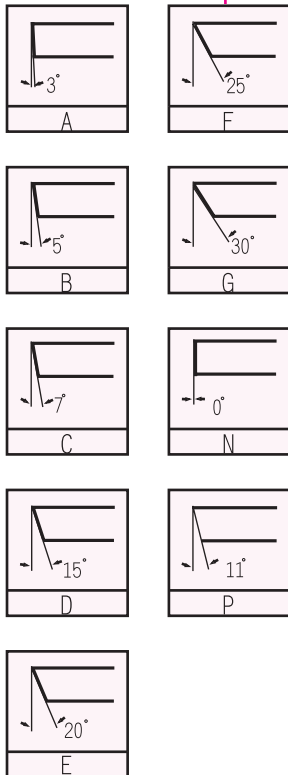


### 4. Insert Features 斷面形狀



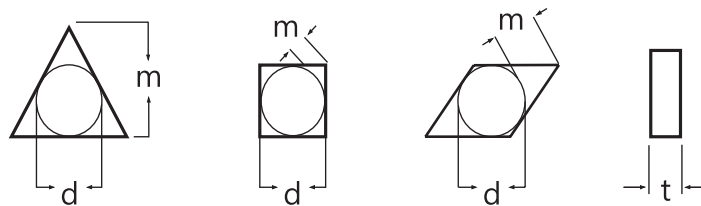
Inch Series	C	N	M	G
Metric Series	C	N	M	G
	<b>1</b>	<b>2</b>	<b>3</b>	<b>4</b>

### 2. Clearance angle 刀片逃隙角



### 3. Tolerance Class 公差

d : Diameter of Inscribed circle  
 m : Nose Height  
 t : Thickness



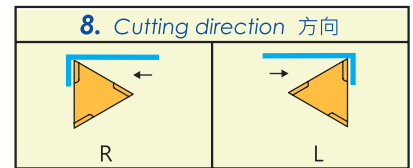
Symbol	Tolerance on "d"(mm)	Tolerance on "m"(mm)	Tolerance on "t"(mm)
C	±0.025	±0.013	±0.025
H	±0.013	±0.013	±0.025
E	±0.025	±0.025	±0.025
G	±0.025	±0.025	±0.013
M	±0.05~±0.13	±0.08~±0.20	±0.013
U	±0.08~±0.025	±0.13~±0.38	±0.013



# Identification System of **INSERT**

6. Thickness 刀片厚度			
Thickness		Symbol	
inch	mm	Inch	Metric
1/32	0.79	0.5 (1)	-
1/16	1.59	1 (2)	01
5/64	1.98	1.2	T1
3/32	2.38	1.5 (3)	02
1/8	3.18	2	03
5/32	3.97	2.5	T3
3/16	4.76	3	04
7/32	5.56	3.5	05
1/4	6.35	4	06
5/16	7.94	5	07
3/8	9.52	6	09
7/16	11.11	7	11
1/2	12.70	8	12

7. Corner radius 刀尖R角			
Corner radius		Symbol	
inch	mm	Inch	Metric
0.004	0.1	0	01
0.008	0.2	0.5	02
1/64	0.4	1	04
1/32	0.8	2	08
3/64	1.2	3	12
1/16	1.6	4	16
5/64	2.0	5	20
3/32	2.4	6	24
7/64	2.8	7	28
1/8	3.2	8	32
round insert(inch)	-	-	00
round insert(metric)	-	-	M0
































































































































4	3	2		
12	04	08		
5	6	7	8	9

5. Edge length & Diameter of Inscribed circle 切削刃長&內接圓直徑									
Inch series	d(mm)		Metric series						
	inch	mm	C	D	R	S	T	V	W
1.2 (5)	5/32	3.97	-	04	03	03	06	-	-
1.5 (6)	3/16	4.76	04	05	04	04	08	08	-
1.8 (7)	7/32	5.56	05	06	05	05	09	09	03
-	0.236	6.00	-	-	06	-	-	-	-
2	1/4	6.35	06	07	06	06	11	11	04
2.5	5/16	7.94	08	09	07	07	13	19	05
-	0.315	8.00	-	-	08	-	-	-	-
3	3/8	9.52	09	11	09	09	16	16	06
-	0.394	10.00	-	-	10	-	-	-	-
3.5	7/16	11.11	11	13	11	11	19	19	07
-	0.472	12.00	-	-	12	-	-	-	-
4	1/2	12.70	12	15	12	12	22	22	08
4.5	9/16	14.29	14	17	14	14	24	24	09
5	5/8	15.88	16	19	15	15	27	27	10
-	0.630	16.00	-	-	16	-	-	-	-
5.5	11/16	17.46	17	21	17	17	30	30	11
6	3/4	19.05	19	23	19	19	33	33	13
-	0.787	20.00	-	-	20	-	-	-	-
7	7/8	22.22	22	27	22	22	38	38	15
-	0.984	25.00	-	-	25	-	-	-	-
8	1	25.40	25	31	25	25	44	44	17
10	1-1/4	31.75	32	38	31	31	54	54	21
-	1.260	32.00	-	-	32	-	-	-	-

9. Chip Breaker 排屑槽

# INDEX

































































































































## Exteranal Turning Tools 外徑車刀

 CSBP	P1	 MVQN	P17	 SDJC	P32	 DDHN	P48
 CSDPN	P1	 PCBN	P17	 SDJC-N	P33	 DSKN	P49
 CSSP	P2	 PCLN	P18	 SDJC-S	P33	 DTGN	P49
 CSKP	P2	 PCKN	P18	 SDQC	P34	 DTJN	P49
 CTGP	P3	 PDJN	P19	 SDQC-S	P34	 DWLN	P50
 CTFP	P3	 PDNN	P19	 SDNCN	P35	 DVJN	P50
 MCLN	P4	 PSBN	P20	 SDNCN-S	P35	 DVPN	P51
 MCMNN	P5	 PSSN	P20	 SSDCN	P36	 DVVNN	P51
 MCMNN-100	P5	 PSDNN	P21	 SSSC	P36		
 MCKN	P6	 PSKN	P21	 STAC	P37		
 MCRN	P6	 PTFN	P22	 STEC	P37		
 MCBN	P7	 PTGN	P22	 STFC	P38		
 MDJN	P7	 PWLN	P23	 STGC	P38		
 MDQN	P8	 WTXN	P23	 STWC	P39		
 MDNN	P8	 WTJN	P24	 SWLC-N	P39		
 MSBN	P9	 WTENN	P24	 SVJB	P40		
 MSDNN	P10	 WWLN	P25	 SVJB-N	P40		
 MSKN	P10	 MTENN-W	P25	 SVVBN	P40		
 MSSN	P11	 MTQN-W	P26	 SVJC	P41		
 MTXN	P12	 MTXN-W	P26	 SVJC-N	P41		
 MTGN	P12	 MTJN-W	P27	 SVQC	P41		
 MTJN	P13	 MWLN-W	P27	 SVPC	P42		
 MTJN-N	P13	 SCAC	P28	 SVUC	P42		
 MTAN	P13	 SCBC	P28	 SVVC	P43		
 MTQN	P14	 SCGC	P29	 SVVCN	P43		
 MTENN	P14	 SCKC	P29	 SRAC	P44		
 MTFN	P15	 SCLC-N	P30	 SRDC	P45		
 MWLN	P15	 SCLC	P30	 SRGC	P46		
 MVJN	P16	 SCLC-S	P31	 DCBN	P47		
 MVVNN	P16	 SCMCN	P31	 DCKN	P47		
 MVVN	P16	 SCMCN-100	P31	 DCLN	P47		
 MVON	P17	 SDAC	P32	 DDJN	P48		

# INDEX

## Boring Bars 內孔刀

## Other Bars 其它

 S-CSKP	P52	 S-SDWC	P67		 S-SCLC	P81
 S-CTFP	P52	 C-SDQC	P68		 C-SCLC	P81
 S-CTUP	P53	 E-SDQC	P68		 C-STUB	P81
 S-MCKN	P53	 S-SDQC	P68		 S-SWUB	P82
 S-MCLN	P54	 C-SDUC	P69		 C-SWUB	P82
 S-MDUN	P55	 E-SDUC	P69		 HMB	P83
 S-MDQN	P55	 S-SDUC	P69		 CER	P84
 S-MDZN	P56	 S-SDZC	P70		 SER	P85
 S-MSKN	P56	 S-SSKC	P70		 CNR	P86
 S-MTFN	P57	 S-SSSC	P71		 SIR	P87
 S-MTQN	P57	 S-STFC	P71		 GHR	P88
 S-MTUN	P58	 C-STFC	P72		 GHDR	P89
 S-MTUN-A	P58	 E-STFC	P72		 A-GIDR	P89
 S-MTWN	P59	 C-STUB/P	P73		 GNDFL	P90
 S-MWLN	P59	 E-STUB/P	P73		 GNDFSR	P91
 S-MVUN	P60	 S-STUB	P74		 GNDIR	P92
 S-MVQN	P60	 S-STUP	P74		 GNDMR	P93
 S-PCLN	P61	 S-STWC	P75		 GHDR-KO	P94
 S-PSKN	P61	 S-STWP	P75		 MGIVR	P95
 S-PTFN	P62	 S-SVJC-E	P76		 UASR	P95
 S-PTUN	P62	 S-SVJB-E	P76		 UER	P96
 S-PWLN	P62	 S-SVJC	P76		 USR	P96
 S-SCKC	P63	 S-SVQC	P77		 S-UNTOR	P97
 S-SCKP	P63	 S-SVUC	P77		 S-SIGER	P97
 C-SCLC	P64	 S-SVZC	P78		 TGWCR	P98
 E-SCLC	P64	 S-SWLC	P78		 SBN	P98
 L-SCLC	P64	 S-DCLN	P79		 SGIH	P99
 S-SCLC	P65	 S-DDUN	P79		 SBR	P100
 S-SCLC-S	P65	 S-DSKN	P79		 SLALR-38	P100
 S-SCZC	P66	 S-DTFN	P80			
 S-SCLP	P66	 S-DVUN	P80			
 S-SDJC	P67	 S-DWLN	P80			

# INDEX

## End Mills 端型刀 / Shell End Mills 殼型銑刀

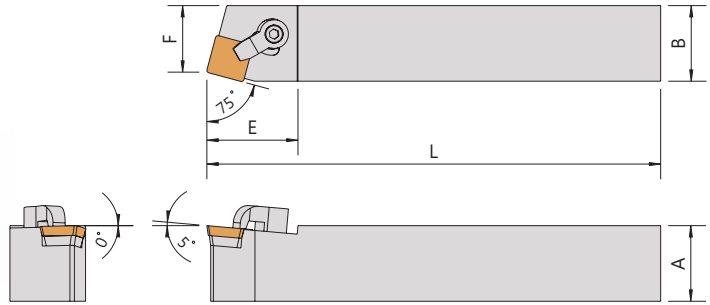
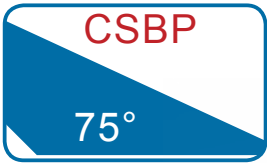
## Face Mills 平面銑刀 / Side Mills 側銑刀 / Cartridges 卡式刀座

ME□□T (TP1102.TP1103)	P101	ETS	P119	STSC 45°	P140	
ME□□T (TP1603)	P101	MS□□S	P119	STTC 30°	P141	
ME□□TR8	P102	MS□□T	P120	STWC 60°	P141	
ME□□TMT	P102	MS□□T22S	P120	SCLP 95°	P141	
ME□□TNT	P103	MTE3	P121	SCFP 90°	P142	
ME□□C	P103	MTE4	P121	SCGP 90°	P142	
E90SE09	P104	MTP4	P122	SCSP 45°	P142	
E90SD06	P104	SPC4	P122	SCTP 30°	P143	
E90SD12	P104	NSP4	P123	CTFP 90°	P143	
F90SE09	P105	SP5	P123	CTGP 90°	P143	
F90SD12	P105	SF5	P124	CSKP 75°	P144	
E90AP10	P106	F90CN	P124	CSRP 75°	P144	
E90AP16	P107	SE445	P125	CSSP 45°	P144	
EM90AP	P107	SE545	P126	CSTP 60°	P144	
DM90AP	P108	F45SE12	P127			
MSAP10	P109	F45SE13	P127			
MSAP16	P109	鋁合金本體	P128			
E90AX12-H	P110	TSSP3	P129			
E90AX12-LH	P110	NTSSP4	P129			
E90AX17-H	P111	TSSP4	P130			
E90AX17-LH	P111	TSTP2	P131			
EM90AX	P112	TSTP3	P131			
EM90AX-S	P112	TSSN	P132			
MSAX	P113	MICSN	P133			
E90APK10	P114	NTSSN	P134			
E90APK16	P114	SNHX	P135			
EM□R	P115	TSCN	P136			
MS5R	P116	NTSCN	P137			
MS6R	P116	CNHU	P138			
E45SD06	P117	EM618	P139			
E45SE12	P117	STFC 90°	P140			
MWG	P118	STGC 90°	P140			

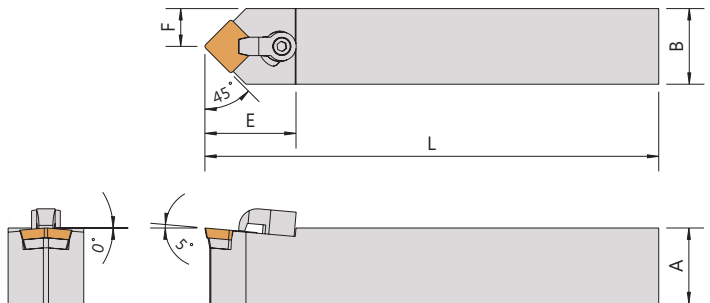
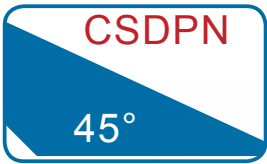




# External Turning Tools 外徑車刀



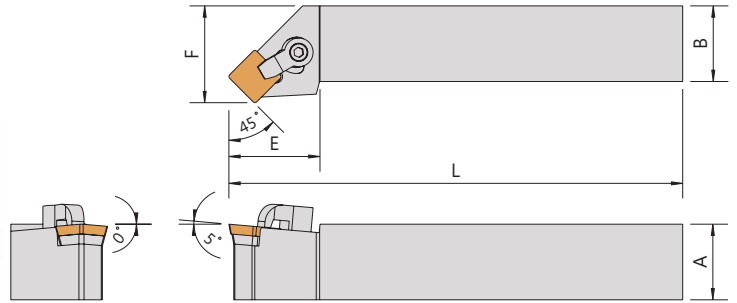
Order No.	Insert	Dimensions					Parts				Wrench
		A	B	L	E	F	Insert	Holder	Locking Bolt		
Right / Left											
CSBPR/L-2020K12	SPMN1203	20	20	125	30	17	SMS-421	CSF3010	CP50-22	CS7-6024	LW030
CSBPR/L-2525M12	SPMN1203	25	25	150	30	22	SMS-421	CSF3010	CP50-22	CS7-6024	LW030



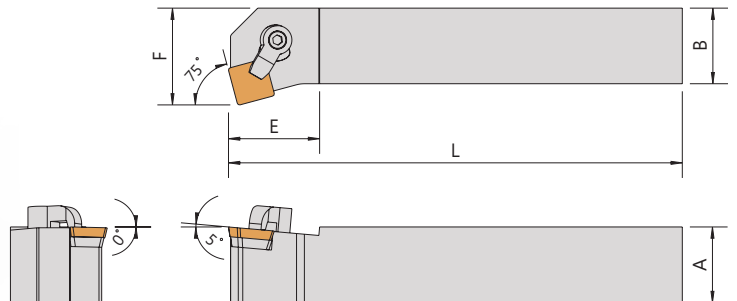
Order No.	Insert	Dimensions					Parts				Wrench
		A	B	L	E	F	Insert	Holder	Locking Bolt		
Right / Left											
CSDPN-2020K12	SPMN1203	20	20	125	30	10	SMS-421	CSF3010	CP50-22	CS7-6024	LW030
CSDPN-2525M12	SPMN1203	25	25	150	30	12.5	SMS-421	CSF3010	CP50-22	CS7-6024	LW030



# External Turning Tools 外徑車刀



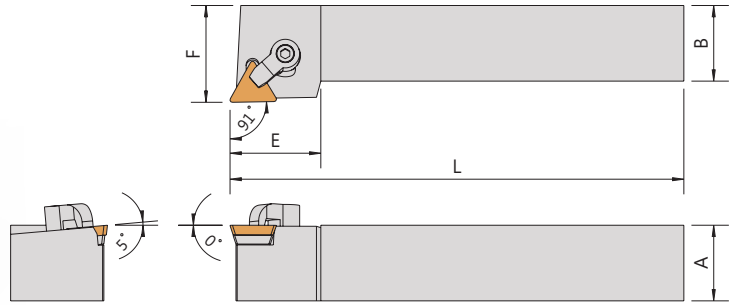
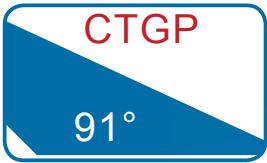
Order No.	Insert	Dimensions					Parts				Wrench
		A	B	L	E	F					
CSSPR/L-2020K12	SPMN1203	20	20	125	30	25					LW030
CSSPR/L-2525M12	SPMN1203	25	25	150	30	32					LW030



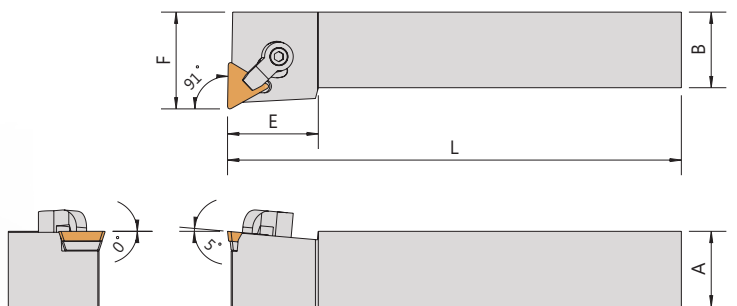
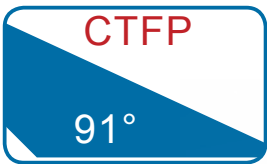
Order No.	Insert	Dimensions					Parts				Wrench
		A	B	L	E	F					
CSKPR/L-2020K12	SPMN1203	20	20	125	30	25					LW030
CSKPR/L-2525M12	SPMN1203	25	25	150	30	32					LW030



# External Turning Tools 外徑車刀



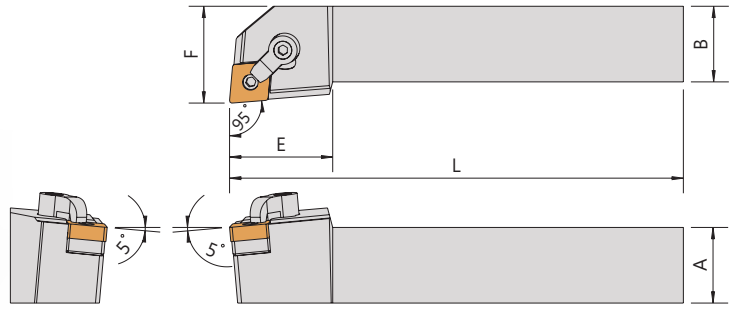
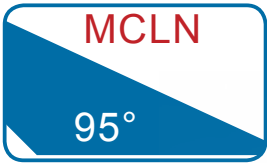
Order No.	Insert	Dimensions					Parts				Wrench
Right / Left		A	B	L	E	F					
CTGPR/L-1212F11	TPMN1103	12	12	80	20	16	—	—	CP50-21	CS7-5015	LW025
CTGPR/L-1616H11	TPMN1103	16	16	100	20	20	—	—	CP50-21	CS7-5015	LW025
CTGPR/L-2020K16	TPMN1603	20	20	125	30	25	SMT-321	CS20045	CP50-22	CS7-6024	LW030
CTGPR/L-2525M16	TPMN1603	25	25	150	30	32	SMT-321	CS20045	CP50-22	CS7-6024	LW030



Order No.	Insert	Dimensions					Parts				Wrench
Right / Left		A	B	L	E	F					
CTFPR/L-1616H11	TPMN1103	16	16	100	20	20	—	—	CP50-21	CS7-5015	LW025
CTFPR/L-2020K16	TPMN1603	20	20	125	30	25	SMT-321	CS20045	CP50-22	CS7-6024	LW030
CTFPR/L-2525M16	TPMN1603	25	25	150	30	32	SMT-321	CS20045	CP50-22	CS7-6024	LW030



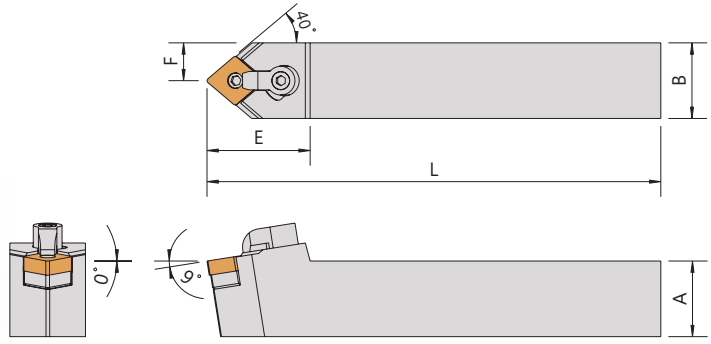
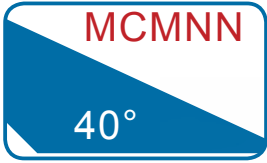
# External Turning Tools 外徑車刀



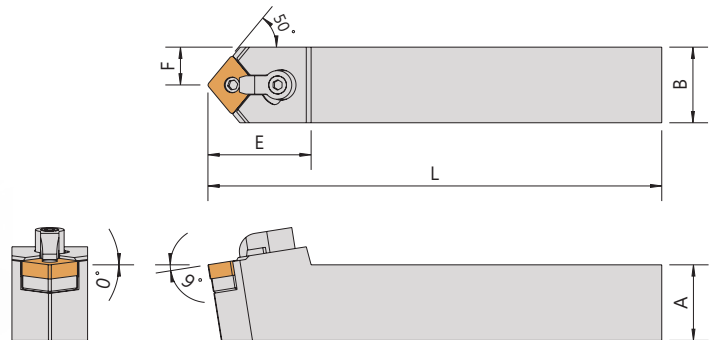
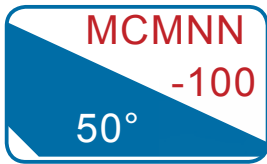
Order No.	Insert	Dimensions					Parts				Wrench
		Right / Left	A	B	L	E	F	[Symbol]	[Symbol]	[Symbol]	
MCLNR/L-1616H12	CNMG1204	16	16	100	30	20	SMC-432	LCS-617	CP50-22	CS7-6024	LW030
MCLNR/L-2020K12	CNMG1204	20	20	125	34	25	SMC-432	LCS-617	CP50-22	CS7-6030	LW030
MCLNR/L-2525M12	CNMG1204	25	25	150	34	32	SMC-432	LCS-617	CP50-22	CS7-6030	LW030
MCLNR/L-3225P12	CNMG1204	32	25	170	34	32	SMC-432	LCS-617	CP50-22	CS7-6030	LW030
MCLNR/L-3232P12	CNMG1204	32	32	170	34	40	SMC-432	LCS-617	CP50-22	CS7-6030	LW030
MCLNR/L-2525M16	CNMG1606	25	25	150	34	32	SMC-533	LCS-0822	CP50-22	CS7-6030	LW030
MCLNR/L-3225P16	CNMG1606	32	25	170	34	32	SMC-533	LCS-0822	CP50-22	CS7-6030	LW030
MCLNR/L-3232P16	CNMG1606	32	32	170	34	40	SMC-533	LCS-0822	CP50-22	CS7-6030	LW030
MCLNR/L-4040S16	CNMG1606	40	40	250	34	50	SMC-533	LCS-0822	CP50-22	CS7-6030	LW030
MCLNR/L-2525M19	CNMG1906	25	25	150	40	32	SMC-633	LC S-1022	CP50-29	CS7-8030	LW040
MCLNR/L-3225P19	CNMG1906	32	25	170	43	32	SMC-633	LCS-1022	CP50-29	CS7-8030	LW040
MCLNR/L-3232P19	CNMG1906	32	32	170	43	40	SMC-633	LCS-1022	CP50-29	CS7-8030	LW040
MCLNR/L-4040S19	CNMG1906	40	40	250	40	50	SMC-633	LCS-1022	CP50-29	CS7-8030	LW040



# External Turning Tools 外徑車刀



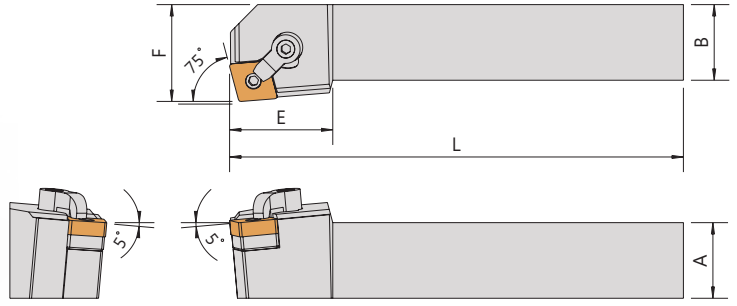
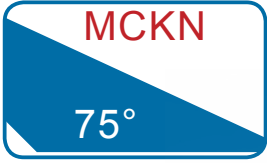
Order No.	Insert	Dimensions					Parts				Wrench
		A	B	L	E	F	Insert	Holder	Locking Bolt	Locking Nut	
MCMNN-2020K12	CNMG1204	20	20	125	37	10	SMC-432	LCS-617	CP50-22	CS7-6030	LW030
MCMNN-2525M12	CNMG1204	25	25	150	37	12.5	SMC-432	LCS-617	CP50-22	CS7-6030	LW030
MCMNN-3225P12	CNMG1204	32	25	170	37	12.5	SMC-432	LCS-617	CP50-22	CS7-6030	LW030
MCMNN-3232P12	CNMG1204	32	32	170	40	16	SMC-432	LCS-617	CP50-22	CS7-6030	LW030



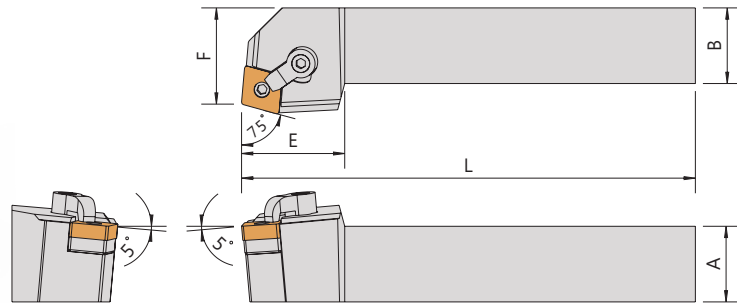
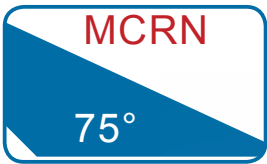
Order No.	Insert	Dimensions					Parts				Wrench
		A	B	L	E	F	Insert	Holder	Locking Bolt	Locking Nut	
MCMNN-2020K12-100	CNMG1204	20	20	125	37	10	SMC-432	LCS-617	CP50-22	CS7-6030	LW030
MCMNN-2525M12-100	CNMG1204	25	25	150	37	12.5	SMC-432	LCS-617	CP50-22	CS7-6030	LW030
MCMNN-3225P12-100	CNMG1204	32	25	170	37	12.5	SMC-432	LCS-617	CP50-22	CS7-6030	LW030
MCMNN-3232P12-100	CNMG1204	32	32	170	40	16	SMC-432	LCS-617	CP50-22	CS7-6030	LW030



# External Turning Tools 外徑車刀



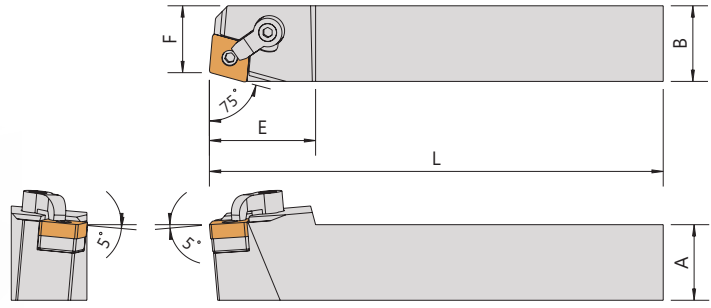
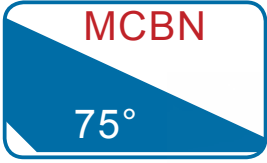
Order No.	Insert	Dimensions					Parts				Wrench
		Right / Left	A	B	L	E	F	Insert	Holder	Lock	
MCKNR/L-2020K12	CNMG1204	20	20	125	37	25	SMC-432	LCS-617	CP50-22	CS7-6030	LW030
MCKNR/L-2525M12	CNMG1204	25	25	150	34	32	SMC-432	LCS-617	CP50-22	CS7-6030	LW030
MCKNR/L-3225P12	CNMG1204	32	25	170	34	32	SMC-432	LCS-617	CP50-22	CS7-6030	LW030
MCKNR/L-3232P12	CNMG1204	32	32	170	40	40	SMC-432	LCS-617	CP50-22	CS7-6030	LW030



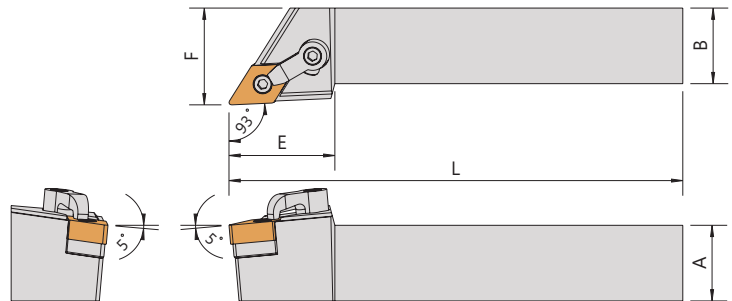
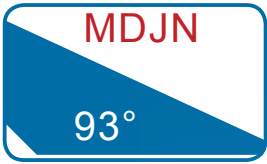
Order No.	Insert	Dimensions					Parts				Wrench
		Right / Left	A	B	L	E	F	Insert	Holder	Lock	
MCRNR/L-2020K12	CNMG1204	20	20	125	37	25	SMC-432	LCS-617	CP50-22	CS7-6030	LW030
MCRNR/L-2525M12	CNMG1204	25	25	150	34	32	SMC-432	LCS-617	CP50-22	CS7-6030	LW030
MCRNR/L-3225P12	CNMG1204	32	25	170	34	32	SMC-432	LCS-617	CP50-22	CS7-6030	LW030
MCRNR/L-3232P12	CNMG1204	32	32	170	40	40	SMC-432	LCS-617	CP50-22	CS7-6030	LW030



# External Turning Tools 外徑車刀



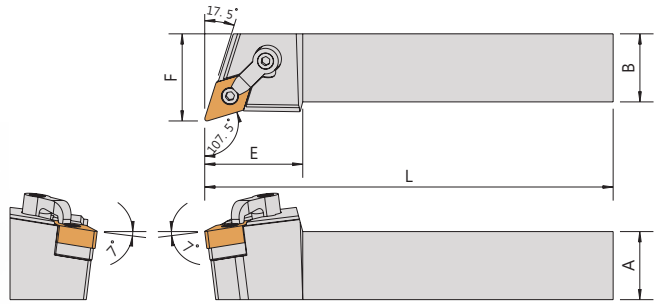
Order No.	Insert	Dimensions					Parts				Wrench
		Right / Left	A	B	L	E	F				
MCBNR/L-2020K12	CNMG1204	20	20	125	35	17	SMC-432	LCS-617	CP50-22	CS7-6030	LW030
MCBNR/L-2525M12	CNMG1204	25	25	150	35	22	SMC-432	LCS-617	CP50-22	CS7-6030	LW030
MCBNR/L-3225P12	CNMG1204	32	25	170	40	22	SMC-432	LCS-617	CP50-22	CS7-6030	LW030
MCBNR/L-3232P12	CNMG1204	32	32	170	40	29	SMC-432	LCS-617	CP50-22	CS7-6030	LW030



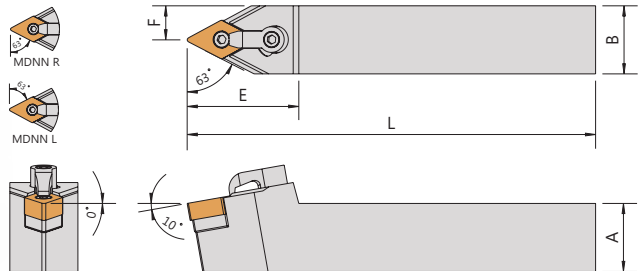
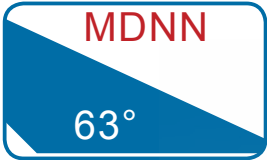
Order No.	Insert	Dimensions					Parts				Wrench
		Right / Left	A	B	L	E	F				
MDJNR/L-2020K1504	DNMG1504	20	20	125	37	25	SMD-463	LCS-619	CP50-24	CS7-6030	LW030
MDJNR/L-2525M1504	DNMG1504	25	25	150	37	32	SMD-463	LCS-619	CP50-24	CS7-6030	LW030
MDJNR/L-3225P1504	DNMG1504	32	25	170	42	32	SMD-463	LCS-619	CP50-24	CS7-6030	LW030
MDJNR/L-3232P1504	DNMG1504	32	32	170	42	40	SMD-463	LCS-619	CP50-24	CS7-6030	LW030
MDJNR/L-2020K1506	DNMG1506	20	20	125	37	25	SMD-443	LCS-619	CP50-24	CS7-6030	LW030
MDJNR/L-2525M1506	DNMG1506	25	25	150	37	32	SMD-443	LCS-619	CP50-24	CS7-6030	LW030
MDJNR/L-3225P1506	DNMG1506	32	25	170	42	32	SMD-443	LCS-619	CP50-24	CS7-6030	LW030
MDJNR/L-3232P1506	DNMG1506	32	32	170	42	40	SMD-443	LCS-619	CP50-24	CS7-6030	LW030



# External Turning Tools 外徑車刀



Order No.	Insert	Dimensions					Parts				Wrench
Right / Left		A	B	L	E	F					
MDQNR/L-2020K1504	DNMG1504	20	20	125	36	25	SMD-463	LCS-619	CP50-24	CS7-6030	LW030
MDQNR/L-2525M1504	DNMG1504	25	25	150	36	32	SMD-463	LCS-619	CP50-24	CS7-6030	LW030
MDQNR/L-3225P1504	DNMG1504	32	25	170	40	32	SMD-463	LCS-619	CP50-24	CS7-6030	LW030
MDQNR/L-3232P1504	DNMG1504	32	32	170	40	40	SMD-463	LCS-619	CP50-24	CS7-6030	LW030
MDQNR/L-2020K1506	DNMG1506	20	20	125	36	25	SMD-443	LCS-619	CP50-24	CS7-6030	LW030
MDQNR/L-2525M1506	DNMG1506	25	25	150	36	32	SMD-443	LCS-619	CP50-24	CS7-6030	LW030
MDQNR/L-3225P1506	DNMG1506	32	25	170	40	32	SMD-443	LCS-619	CP50-24	CS7-6030	LW030
MDQNR/L-3232P1506	DNMG1506	32	32	170	40	40	SMD-443	LCS-619	CP50-24	CS7-8030	LW030

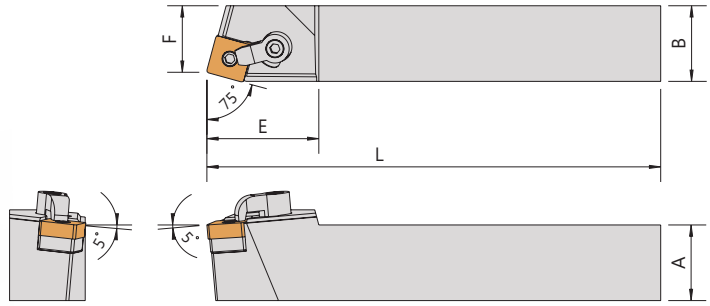
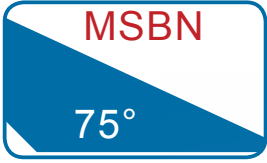


Order No.	Insert	Dimensions					Parts				Wrench
Right / Left		A	B	L	E	F					
MDNNR/L-2020K1504	DNMG1504	20	20	125	41	10	SMD-463	LCS-619	CP50-24	CS7-6030	LW030
MDNNR/L-2525M1504	DNMG1504	25	25	150	41	12.5	SMD-463	LCS-619	CP50-24	CS7-6030	LW030
MDNNR/L-3225P1504	DNMG1504	32	25	170	42	12.5	SMD-463	LCS-619	CP50-24	CS7-6030	LW030
MDNNR/L-3232P1504	DNMG1504	32	32	170	43	16	SMD-463	LCS-619	CP50-24	CS7-6030	LW030
MDNNR/L-2020K1506	DNMG1506	20	20	125	41	10	SMD-443	LCS-619	CP50-24	CS7-6030	LW030
MDNNR/L-2525M1506	DNMG1506	25	25	150	41	12.5	SMD-443	LCS-619	CP50-24	CS7-6030	LW030
MDNNR/L-3225P1506	DNMG1506	32	25	170	42	12.5	SMD-443	LCS-619	CP50-24	CS7-6030	LW030
MDNNR/L-3232P1506	DNMG1506	32	32	170	42	16	SMD-443	LCS-619	CP50-24	CS7-6030	LW030





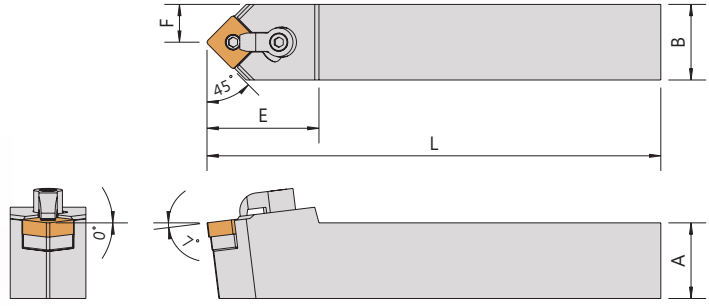
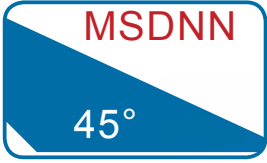
# External Turning Tools 外徑車刀



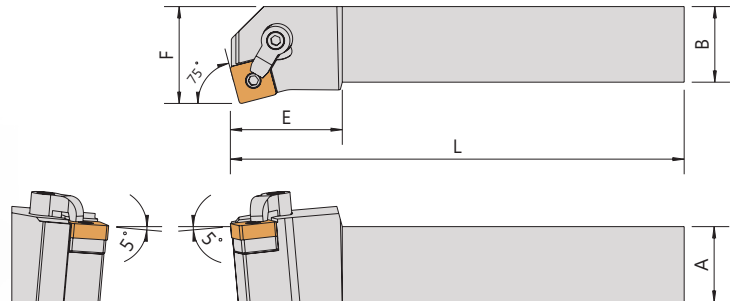
Order No.	Insert	Dimensions					Parts				Wrench
Right / Left		A	B	L	E	F					
MSBNR/L-2020K12	SNMG1204	20	20	125	37	17	SMS-432	LCS-617	CP50-22	CS7-6030	LW030
MSBNR/L-2525M12	SNMG1204	25	25	150	37	22	SMS-432	LCS-617	CP50-22	CS7-6030	LW030
MSBNR/L-3225P12	SNMG1204	32	25	170	42	22	SMS-432	LCS-617	CP50-22	CS7-6030	LW030
MSBNR/L-3232P12	SNMG1204	32	32	170	42	27	SMS-432	LCS-617	CP50-22	CS7-6030	LW030
MSBNR/L-2020K15	SNMG1506	20	20	125	40	17	SMS-533	LCS-0822	CP50-22	CS7-6030	LW030
MSBNR/L-2525M15	SNMG1506	25	25	150	40	22	SMS-533	LCS-0822	CP50-22	CS7-6030	LW030
MSBNR/L-3225P15	SNMG1506	32	25	170	42	22	SMS-533	LCS-0822	CP50-22	CS7-6030	LW030
MSBNR/L-3232P15	SNMG1506	32	32	170	42	27	SMS-533	LCS-0822	CP50-22	CS7-6030	LW030
MSBNR/L-2525M19	SNMG1906	25	25	150	42	22	SMS-633	LCS-1022	CP50-29	CS7-8030	LW040
MSBNR/L-3225P19	SNMG1906	32	25	170	42	22	SMS-633	LCS-1022	CP50-29	CS7-8030	LW040
MSBNR/L-3232P19	SNMG1906	32	32	170	42	27	SMS-633	LCS-1022	CP50-29	CS7-8030	LW040
MSBNR/L-4040R19	SNMG1906	40	40	200	42	35	SMS-633	LCS-1022	CP50-29	CS7-8030	LW040



# External Turning Tools 外徑車刀



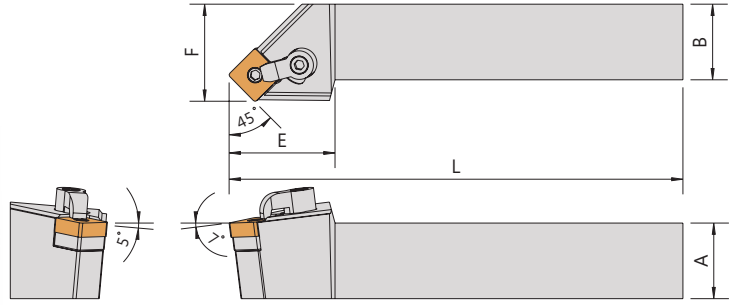
Order No.	Insert	Dimensions					Parts				Wrench
		Right / Left	A	B	L	E	F	Insert	Holder	Locking Bolt	
MSDNN-2020K12	SNMG1204	20	20	125	35	10	SMS-432	LCS-617	CP50-22	CS7-6030	LW030
MSDNN-2525M12	SNMG1204	25	25	150	37	12.5	SMS-432	LCS-617	CP50-22	CS7-6030	LW030
MSDNN-3225P12	SNMG1204	32	25	170	42	12.5	SMS-432	LCS-617	CP50-22	CS7-6030	LW030
MSDNN-3232P12	SNMG1204	32	32	170	43	16	SMS-432	LCS-617	CP50-22	CS7-6030	LW030



Order No.	Insert	Dimensions					Parts				Wrench
		Right / Left	A	B	L	E	F	Insert	Holder	Locking Bolt	
MSKNR/L-2020K12	SNMG1204	20	20	125	37	25	SMS-432	LCS-617	CP50-22	CS7-6030	LW030
MSKNR/L-2525M12	SNMG1204	25	25	150	37	32	SMS-432	LCS-617	CP50-22	CS7-6030	LW030
MSKNR/L-3225P12	SNMG1204	32	25	170	42	32	SMS-432	LCS-617	CP50-22	CS7-6030	LW030
MSKNR/L-3232P12	SNMG1204	32	32	170	42	40	SMS-432	LCS-617	CP50-22	CS7-6030	LW030
MSKNR/L-2525M15	SNMG1506	25	25	150	37	32	SMS-432	LCS-0822	CP50-22	CS7-6030	LW030
MSKNR/L-3225P15	SNMG1506	32	25	170	42	32	SMS-533	LCS-0822	CP50-22	CS7-6030	LW030
MSKNR/L-3232P15	SNMG1506	32	32	170	42	40	SMS-533	LCS-0822	CP50-22	CS7-6030	LW030
MSKNR/L-4040R19	SNMG1906	40	40	200	42	50	SMS-633	LCS-1022	CP50-29	CS7-8030	LW040



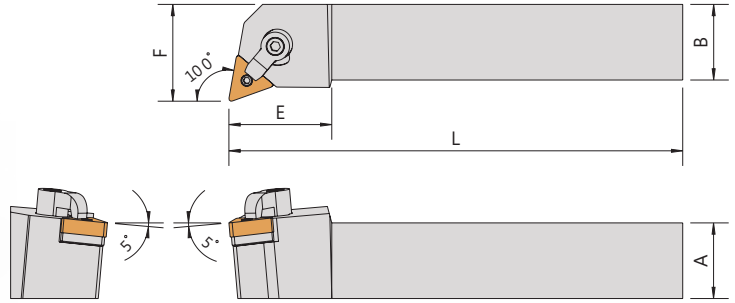
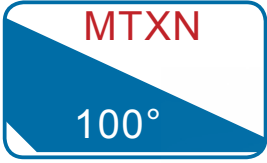
# External Turning Tools 外徑車刀



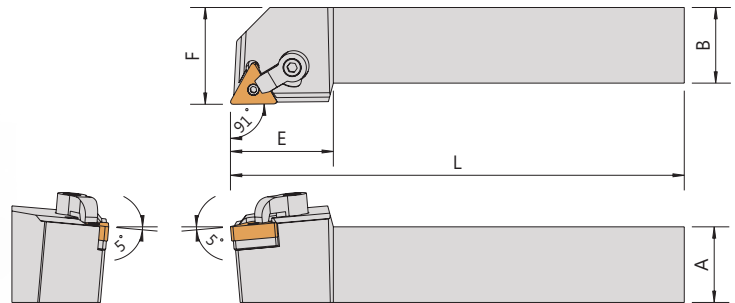
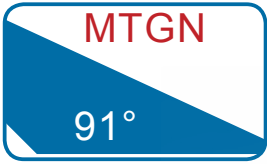
Order No.	Insert	Dimensions					Parts				Wrench
Right / Left		A	B	L	E	F					
MSSNR/L-2020K12	SNMG1204	20	20	125	35	25	SMS-432	LCS-617	CP50-22	CS7-6030	LW030
MSSNR/L-2525M12	SNMG1204	25	25	150	35	32	SMS-432	LCS-617	CP50-22	CS7-6030	LW030
MSSNR/L-3225P12	SNMG1204	32	25	170	42	32	SMS-432	LCS-617	CP50-22	CS7-6030	LW030
MSSNR/L-3232P12	SNMG1204	32	32	170	42	40	SMS-432	LCS-617	CP50-22	CS7-6030	LW030
MSSNR/L-2525M15	SNMG1506	25	25	150	40	32	SMS-533	LCS-0822	CP50-22	CS7-6030	LW030
MSSNR/L-3225P15	SNMG1506	32	25	170	40	40	SMS-533	LCS-0822	CP50-22	CS7-6030	LW030
MSSNR/L-3232P15	SNMG1506	32	32	170	40	40	SMS-533	LCS-0822	CP50-22	CS7-6030	LW030
MSSNR/L-3232P19	SNMG1906	32	32	170	42	40	SMS-633	LCS-1022	CP50-29	CS7-8030	LW040
MSSNR/L-4040R19	SNMG1906	40	40	200	42	40	SMS-633	LCS-1022	CP50-29	CS7-8030	LW040



# External Turning Tools 外徑車刀



Order No.	Insert	Dimensions					Parts				Wrench
Right / Left		A	B	L	E	F					
MTXNR/L-2020K16	TNMG1604	20	20	125	34	25	SMT-322	LCS-513	CP50-22	CS7-6030	LW020
MTXNR/L-2525M16	TNMG1604	25	25	150	34	32	SMT-322	LCS-513	CP50-22	CS7-6030	LW032

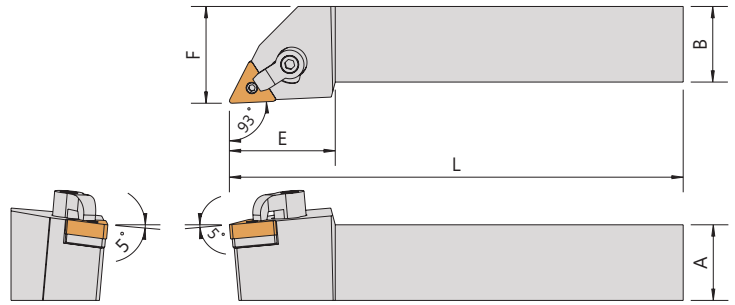


Order No.	Insert	Dimensions					Parts				Wrench	
Right / Left		A	B	L	E	F						
MTGNR/L-1616H16	TNMG1604	16	16	100	30	20	SMT-322	LCS-513	CP50-22	CS7-6024	LW020	LW030
MTGNR/L-2020K16	TNMG1604	20	20	125	34	25	SMT-322	LCS-513	CP50-22	CS7-6030	LW020	LW030
MTGNR/L-2525M16	TNMG1604	25	25	150	34	32	SMT-322	LCS-513	CP50-22	CS7-6030	LW020	LW030
MTGNR/L-3232P16	TNMG1604	32	32	170	34	40	SMT-322	LCS-513	CP50-22	CS7-6030	LW020	LW030



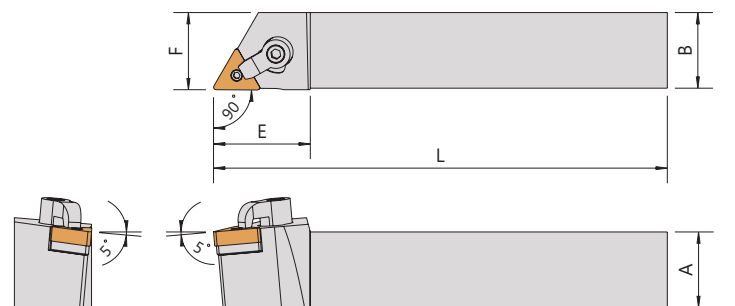
# External Turning Tools 外徑車刀

**MTJN**  
**MTJN-N**  
93°



Order No.	Insert	Dimensions					Parts				Wrench		
		Right / Left	A	B	L	E	F	Symbol	Symbol	Symbol	Symbol	Symbol	
MTJNR/L-1616H16	TNMG1604		16	16	100	30	20	SMT-322	LCS-513	CP50-22	CS7-6024	LW020	LW030
MTJNR/L-2020K16	TNMG1604		20	20	125	33	25	SMT-322	LCS-513	CP50-22	CS7-6024	LW020	LW030
MTJNR/L-2525M16	TNMG1604		25	25	150	35	32	SMT-322	LCS-513	CP50-22	CS7-6030	LW020	LW030
MTJNR/L-3225P16	TNMG1604		32	25	170	43	32	SMT-322	LCS-513	CP50-22	CS7-6030	LW020	LW030
MTJNR/L-3232P16	TNMG1604		32	32	170	43	40	SMT-322	LCS-513	CP50-22	CS7-6030	LW020	LW030
MTJNR/L-2525M22	TNMG2204		25	25	150	43	32	SMT-433	LCS-617	CP50-28	CS7-8030	LW030	LW040
MTJNR/L-3225P22	TNMG2204		32	25	170	43	32	SMT-433	LCS-617	CP50-28	CS7-8030	LW030	LW040
MTJNR/L-3232P22	TNMG2204		32	32	170	43	40	SMT-433	LCS-617	CP50-28	CS7-8030	LW030	LW040
MTJNR/L-4040S22	TNMG2204		40	40	250	43	50	SMT-433	LCS-617	CP50-28	CS7-8030	LW030	LW040
MTJNR/L-4040S27	TNMG2706		40	40	250	43	50	SMT-534	LCS-0822	CP50-28	CS7-8030	LW030	LW040
MTJNR/L-1212H16N	TNMG1604		12	12	100	30	12	---	LCS-510	CP50-22	CS7-6024	LW020	LW030
MTJNR/L-1616H16N	TNMG1604		16	16	100	30	16	SMT-322	LCS-513	CP50-22	CS7-6024	LW020	LW030

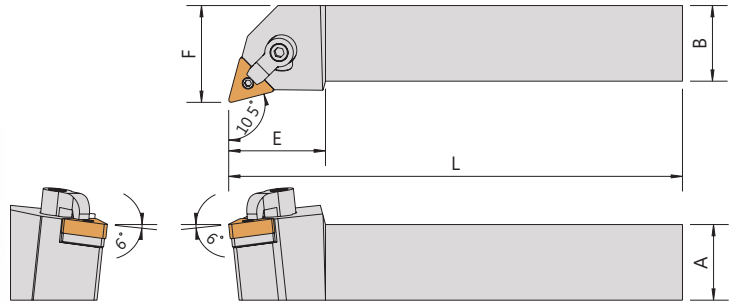
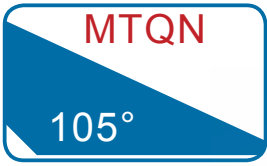
**MTAN**  
90°



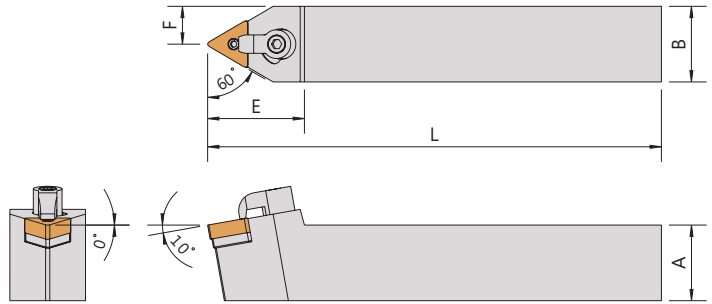
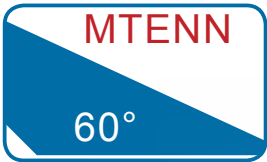
Order No.	Insert	Dimensions					Parts				Wrench		
		Right / Left	A	B	L	E	F	Symbol	Symbol	Symbol	Symbol	Symbol	
MTANR/L-2020K16	TNMG1604		20	20	125	32	20.5	SMT-322	LCS-513	CP50-22	CS7-6030	LW020	LW030
MTANR/L-2525M16	TNMG1604		25	25	150	32	25.5	SMT-322	LCS-513	CP50-22	CS7-6030	LW020	LW030



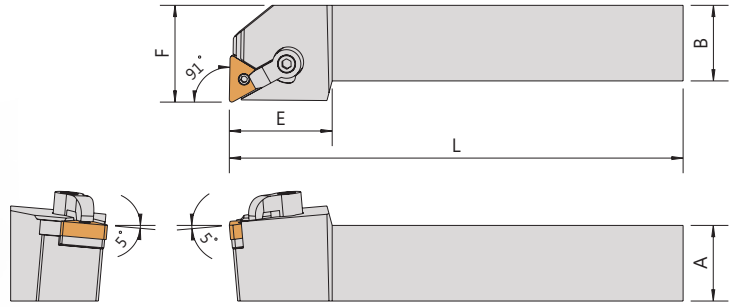
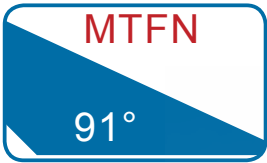
# External Turning Tools 外徑車刀



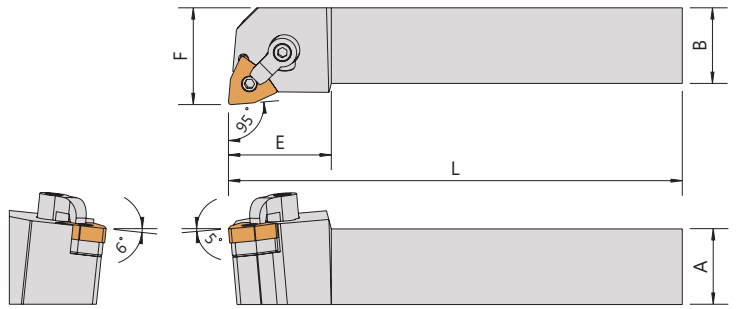
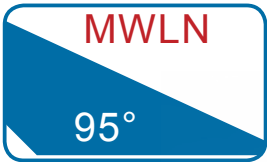
Order No.	Insert	Dimensions					Parts				Wrench		
		Right / Left		A	B	L	E	F					
MTQNR/L-2020K16	TNMG1604		20	20	125	32	25	SMT-322	LCS-513	CP50-22	CS7-6030	LW020	LW030
MTQNR/L-2525M16	TNMG1604		25	25	150	32	32	SMT-322	LCS-513	CP50-22	CS7-6030	LW020	LW030



Order No.	Insert	Dimensions					Parts				Wrench		
		Right / Left		A	B	L	E	F					
MTENN-2020K16	TNMG1604		20	20	125	38	10	SMT-322	LCS-513	CP50-22	CS7-6030	LW020	LW030
MTENN-2525M16	TNMG1604		25	25	150	40	12.5	SMT-322	LCS-513	CP50-22	CS7-6030	LW020	LW030
MTENN-3225P16	TNMG1604		32	25	170	38	12.5	SMT-322	LCS-513	CP50-22	CS7-6030	LW020	LW030
MTENN-3232P16	TNMG1604		32	32	170	43	16	SMT-322	LCS-513	CP50-22	CS7-6030	LW020	LW030
MTENN-2525M22	TNMG2204		25	25	150	40	12.5	SMT-433	LCS-617	CP50-28	CS7-8030	LW030	LW040
MTENN-3225P22	TNMG2204		32	25	170	43	12.5	SMT-433	LCS-617	CP50-28	CS7-8030	LW030	LW040
MTENN-3232P22	TNMG2204		32	32	170	43	16	SMT-433	LCS-617	CP50-28	CS7-8030	LW030	LW040



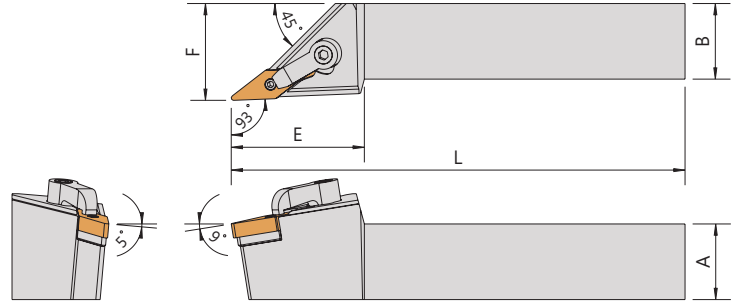

Order No.	Insert	Dimensions					Parts				Wrench	
		A	B	L	E	F	Insert	Holder	Lock	Wrench 1	Wrench 2	
MTFNR/L-1616H16	TNMG1604	16	16	100	30	20	SMT-322	LCS-513	CP50-22	CS7-6024	LW020	LW030
MTFNR/L-2020K16	TNMG1604	20	20	125	34	25	SMT-322	LCS-513	CP50-22	CS7-6030	LW020	LW030
MTFNR/L-2525M16	TNMG1604	25	25	150	34	32	SMT-322	LCS-513	CP50-22	CS7-6030	LW020	LW030



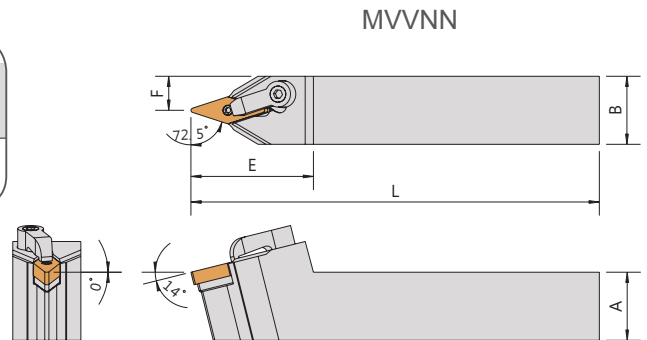
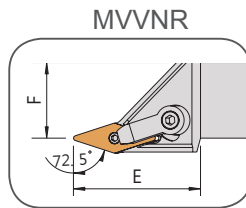
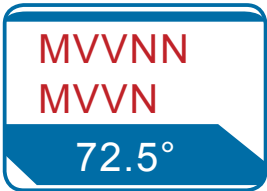
Order No.	Insert	Dimensions					Parts				Wrench	
		A	B	L	E	F	Insert	Holder	Lock	Wrench 1	Wrench 2	
MWLNR/L-2020K06	WNMG0604	20	20	125	34	25	SMW-321	LCS-513	CP50-30	CS7-5018	LW020	LW025
MWLNR/L-2525M06	WNMG0604	25	25	150	34	32	SMW-321	LCS-513	CP50-30	CS7-5018	LW020	LW025
MWLNR/L-2020K08	WNMG0804	20	20	125	34	25	SMW-432	LCS-617	CP50-22	CS7-6030	---	LW030
MWLNR/L-2525M08	WNMG0804	25	25	150	34	32	SMW-432	LCS-617	CP50-22	CS7-6030	---	LW030
MWLNR/L-3225P08	WNMG0804	32	25	170	40	32	SMW-432	LCS-617	CP50-22	CS7-6030	---	LW030
MWLNR/L-3232P08	WNMG0804	32	32	170	40	40	SMW-432	LCS-617	CP50-22	CS7-6030	---	LW030



# External Turning Tools 外徑車刀



Order No.	Insert	Dimensions					Parts				Wrench		
		Right / Left	A	B	L	E	F	Insert	Holder	Locking Bolt	Wrench		
MVJNR/L-2020K16	VNMG1604		20	20	125	39	25	SMV-322	LCS-513	CP50-25	CS7-6030	LW020	LW030
MVJNR/L-2525M16	VNMG1604		25	25	150	44	32	SMV-322	LCS-513	CP50-25	CS7-6030	LW020	LW030
MVJNR/L-3225P16	VNMG1604		32	25	170	44	32	SMV-322	LCS-513	CP50-25	CS7-6030	LW020	LW030
MVJNR/L-3232P16	VNMG1604		32	32	170	45	40	SMV-322	LCS-513	CP50-25	CS7-6030	LW020	LW030

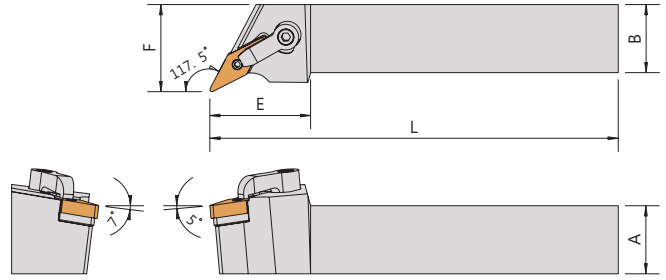


Order No.	Insert	Dimensions					Parts				Wrench		
		Right / Left	A	B	L	E	F	Insert	Holder	Locking Bolt	Wrench		
MVVNN-2020K16	VNMG1604		20	20	125	45	10	SMV-322	LCS-513	CP50-25	CS7-6030	LW020	LW030
MVVNN-2525M16	VNMG1604		25	25	150	45	12.5	SMV-322	LCS-513	CP50-25	CS7-6030	LW020	LW030
MVVNN-3225P16	VNMG1604		32	25	170	45	12.5	SMV-322	LCS-513	CP50-25	CS7-6030	LW020	LW030
MVVNN-3232P16	VNMG1604		32	32	170	45	16	SMV-322	LCS-513	CP50-25	CS7-6030	LW020	LW030
MVVNR/L-2020K16	VNMG1604		20	20	125	42	20	SMV-322	LCS-513	CP50-25	CS7-6030	LW020	LW030
MVVNR/L-2525M16	VNMG1604		25	25	150	42	25	SMV-322	LCS-513	CP50-25	CS7-6030	LW020	LW030

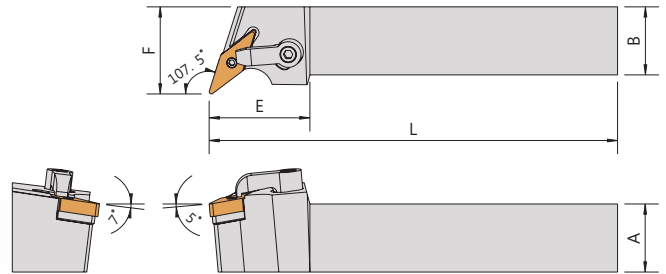
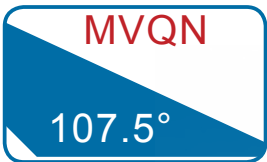




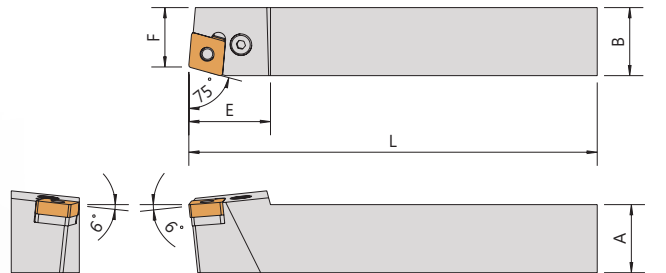
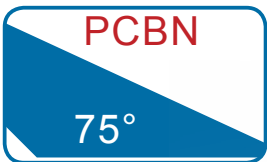
# External Turning Tools 外徑車刀



Order No.	Insert	Dimensions					Parts				Wrench	
		Right / Left	A	B	L	E	F	Insert	Holder	Locking Bolt	Wrench	
MVONR/L-2020K16	VNMG1604	20	20	125	37	25	SMV-322	LCS-513	CP50-25	CS7-6030	LW020	LW030
MVONR/L-2525M16	VNMG1604	25	25	150	37	32	SMV-322	LCS-513	CP50-25	CS7-6030	LW020	LW030
MVONR/L-3225P16	VNMG1604	32	25	170	42	32	SMV-322	LCS-513	CP50-25	CS7-6030	LW020	LW030
MVONR/L-3232P16	VNMG1604	32	32	170	42	40	SMV-322	LCS-513	CP50-25	CS7-6030	LW020	LW030



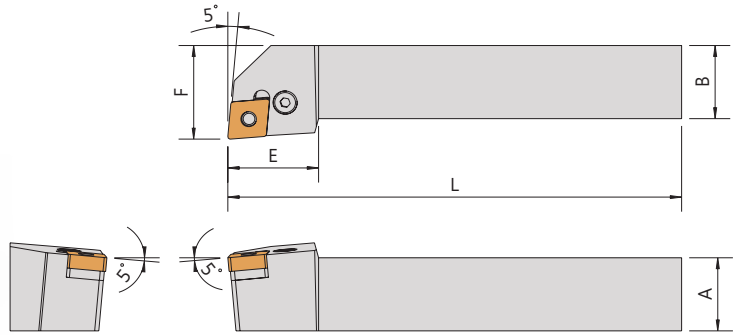
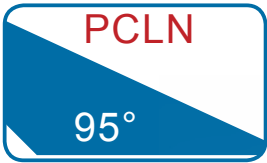
Order No.	Insert	Dimensions					Parts				Wrench	
		Right / Left	A	B	L	E	F	Insert	Holder	Locking Bolt	Wrench	
MVQNR/L-2020K16	VNMG1604	20	20	125	37	25	SMV-322	LCS-513	CP50-25	CS7-6030	LW020	LW030
MVQNR/L-2525M16	VNMG1604	25	25	150	37	32	SMV-322	LCS-513	CP50-25	CS7-6030	LW020	LW030
MVQNR/L-3225P16	VNMG1604	32	25	170	42	32	SMV-322	LCS-513	CP50-25	CS7-6030	LW020	LW030
MVQNR/L-3232P16	VNMG1604	32	32	170	42	40	SMV-322	LCS-513	CP50-25	CS7-6030	LW020	LW030



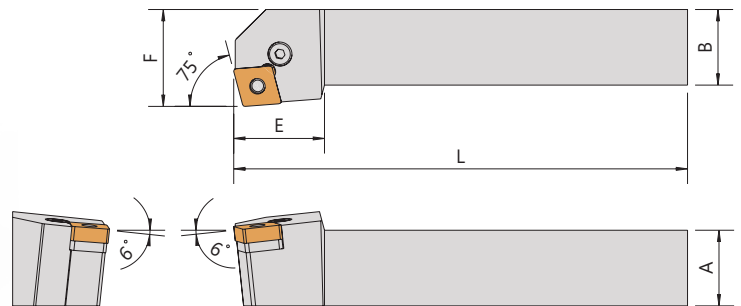
Order No.	Insert	Dimensions					Parts				Wrench	
		Right / Left	A	B	L	E	F	Insert	Holder	Locking Bolt	Wrench	
PCBNR/L-2020K12	CNMG1204	20	20	125	30	17	SMC-422	CS-LSP4	CP-LL4	CS-LS4	LW030	
PCBNR/L-2525M12	CNMG1204	25	25	150	30	22	SMC-422	CS-LSP4	CP-LL4	CS-LS4	LW030	
PCBNR/L-3225P12	CNMG1204	32	25	170	30	22	SMC-422	CS-LSP4	CP-LL4	CS-LS4	LW030	
PCBNR/L-3232P12	CNMG1204	32	32	170	30	29	SMC-422	CS-LSP4	CP-LL4	CS-LS4	LW030	



# External Turning Tools 外徑車刀



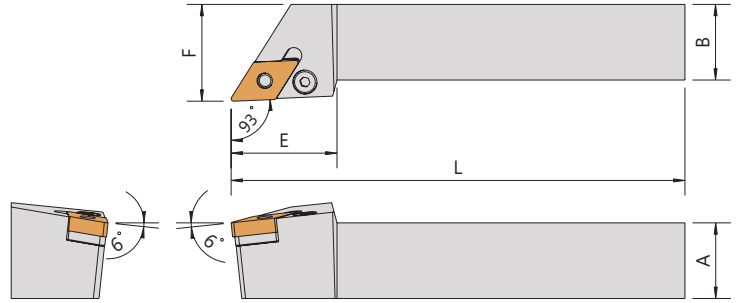

Order No.	Insert	Dimensions					Parts				Wrench
		A	B	L	E	F	Insert	Holder	Clamp	Locking Bolt	
PCLNR/L-1616H09	CNMG0903	16	16	100	21	20	SMC-322	CS-LSP3	CP-LL3	CS-LS3	LW025
PCLNR/L-2020K12	CNMG1204	20	20	125	30	25	SMC-422	CS-LSP4	CP-LL4	CS-LS4	LW030
PCLNR/L-2525M12	CNMG1204	25	25	150	30	32	SMC-422	CS-LSP4	CP-LL4	CS-LS4	LW030
PCLNR/L-3225P12	CNMG1204	32	25	170	35	32	SMC-422	CS-LSP4	CP-LL4	CS-LS4	LW030
PCLNR/L-3232P12	CNMG1204	32	32	170	35	40	SMC-422	CS-LSP4	CP-LL4	CS-LS4	LW030
PCLNR/L-2525M16	CNMG1606	25	25	150	35	32	SMC-532	CS-LSP7	CP-LL7	CS-LS7	LW030



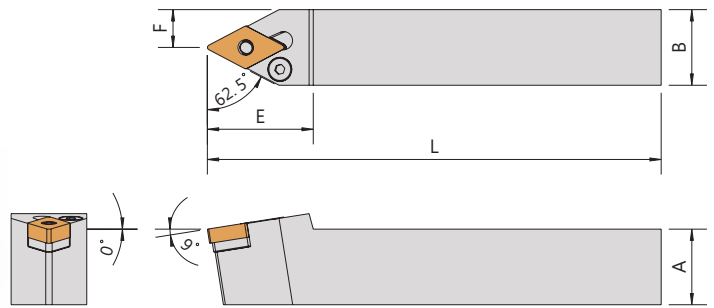
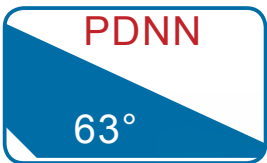
Order No.	Insert	Dimensions					Parts				Wrench
		A	B	L	E	F	Insert	Holder	Clamp	Locking Bolt	
PCKNR/L-2020K12	CNMG1204	20	20	125	30	25	SMC-422	CS-LSP4	CP-LL4	CS-LS4	LW030
PCKNR/L-2525M12	CNMG1204	25	25	150	30	32	SMC-422	CS-LSP4	CP-LL4	CS-LS4	LW030
PCKNR/L-3225P12	CNMG1204	32	25	170	30	32	SMC-422	CS-LSP4	CP-LL4	CS-LS4	LW030
PCKNR/L-3232P12	CNMG1204	32	32	170	30	40	SMC-422	CS-LSP4	CP-LL4	CS-LS4	LW030



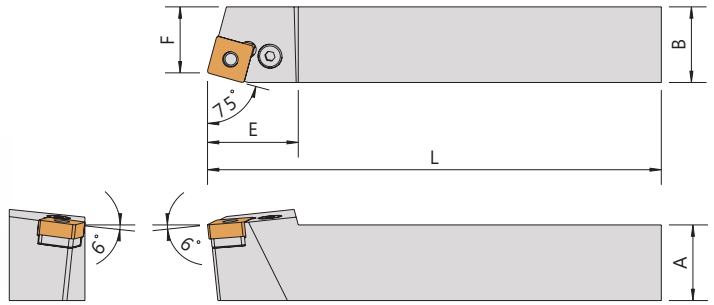
# External Turning Tools 外徑車刀



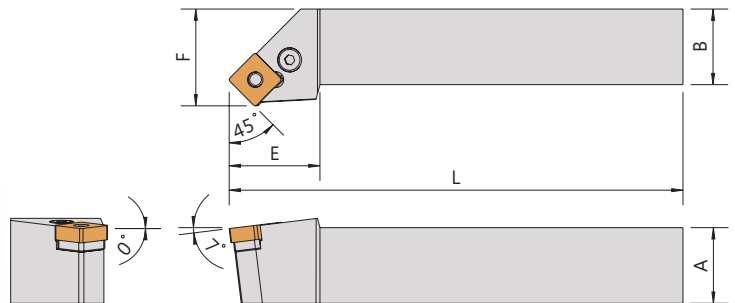
Order No.	Insert	Dimensions					Parts				Wrench
Right / Left		A	B	L	E	F					
PDJNR/L-2020K11	DNMG1104	20	20	125	35	25	SMD-331	CS-LSP3	CP-LL6	CS-LS3	LW025
PDJNR/L-2525M11	DNMG1104	25	25	150	35	32	SMD-331	CS-LSP3	CP-LL6	CS-LS3	LW025
PDJNR/L-2525M1504	DNMG1504	25	25	150	35	32	SMD-424	CS-LSP4	CP-LL4	CS-LS4	LW030
PDJNR/L-3225P1504	DNMG1504	32	25	170	35	32	SMD-424	CS-LSP4	CP-LL4	CS-LS4	LW030
PDJNR/L-3232P1504	DNMG1504	32	32	170	35	40	SMD-424	CS-LSP4	CP-LL4	CS-LS4	LW030
PDJNR/L-2525M1506	DNMG1506	25	25	150	35	32	SMD-424	CS-LSP4	CP-LL4	CS-LS4	LW030
PDJNR/L-3225P1506	DNMG1506	32	25	170	35	32	SMD-424	CS-LSP4	CP-LL4	CS-LS4	LW030
PDJNR/L-3232P1506	DNMG1506	32	32	170	35	40	SMD-424	CS-LSP4	CP-LL4	CS-LS4	LW030



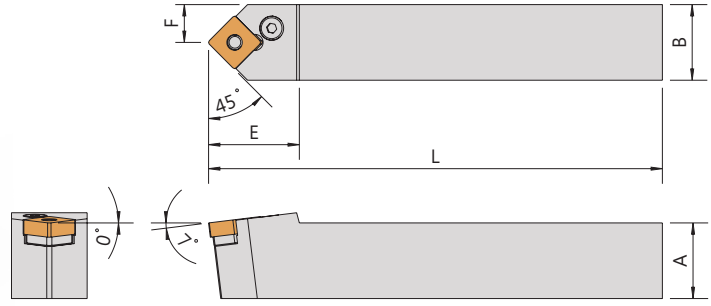
Order No.	Insert	Dimensions					Parts				Wrench
Right / Left		A	B	L	E	F					
PDNNR-2525M1504	DNMG1504	25	25	150	35	12.5	SMD-424	CS-LSP4	CP-LL4	CS-LS4	LW030
PDNNR-3225P1504	DNMG1504	32	25	170	35	12.5	SMD-424	CS-LSP4	CP-LL4	CS-LS4	LW030
PDNNR-3232P1504	DNMG1504	32	32	170	35	16	SMD-424	CS-LSP4	CP-LL4	CS-LS4	LW030
PDNNR-2525M1506	DNMG1504	25	25	150	35	12.5	SMD-424	CS-LSP4	CP-LL4	CS-LS4	LW030
PDNNR-3225P1506	DNMG1504	32	25	170	35	12.5	SMD-424	CS-LSP4	CP-LL4	CS-LS4	LW030
PDNNR-3232P1506	DNMG1504	32	32	170	35	16	SMD-424	CS-LSP4	CP-LL4	CS-LS4	LW030



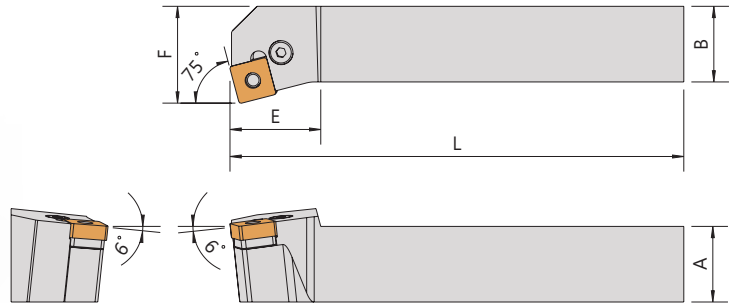
Order No.	Insert	Dimensions					Parts				Wrench	
		Right / Left	A	B	L	E	F	Insert	Holder	Clamp		Locking Bolt
PSBNR/L-2020K12	SNMG1204		20	20	125	30	17	SMS-422	CS-LSP4	CP-LL4	CS-LS4	LW030
PSBNR/L-2525M12	SNMG1204		25	25	150	30	22	SMS-422	CS-LSP4	CP-LL4	CS-LS4	LW030
PSBNR/L-3225P12	SNMG1204		32	25	170	30	22	SMS-422	CS-LSP4	CP-LL4	CS-LS4	LW030
PSBNR/L-3232P12	SNMG1204		32	32	170	35	29	SMS-422	CS-LSP4	CP-LL4	CS-LS4	LW030



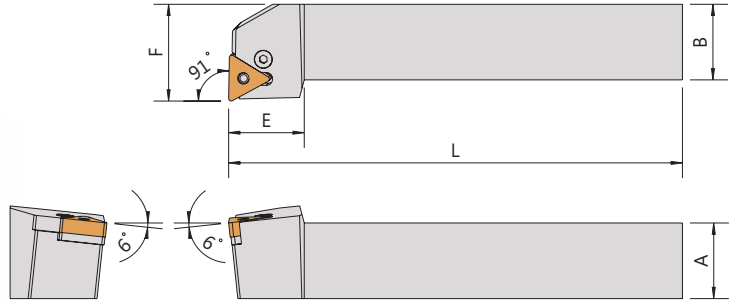

Order No.	Insert	Dimensions					Parts				Wrench	
		Right / Left	A	B	L	E	F	Insert	Holder	Clamp		Locking Bolt
PSSNR/L-2020K12	SNMG1204		20	20	125	30	25	SMS-422	CS-LSP4	CP-LL4	CS-LS4	LW030
PSSNR/L-2525M12	SNMG1204		25	25	150	30	32	SMS-422	CS-LSP4	CP-LL4	CS-LS4	LW030
PSSNR/L-3225P12	SNMG1204		32	25	170	30	32	SMS-422	CS-LSP4	CP-LL4	CS-LS4	LW030
PSSNR/L-3232P12	SNMG1204		32	32	170	35	40	SMS-422	CS-LSP4	CP-LL4	CS-LS4	LW030



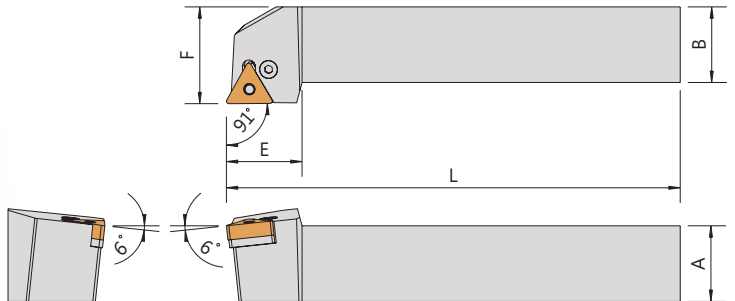
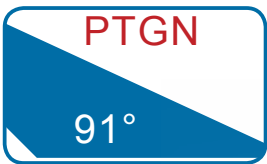
Order No.	Insert	Dimensions					Parts				Wrench	
		Right / Left	A	B	L	E	F	Insert	Holder	Clamp		Locking Bolt
PSDNN-2020K12	SNMG1204		20	20	125	30	10	SMS-422	CS-LSP4	CP-LL4	CS-LS4	LW030
PSDNN-2525M12	SNMG1204		25	25	150	30	12.5	SMS-422	CS-LSP4	CP-LL4	CS-LS4	LW030
PSDNN-3225P12	SNMG1204		32	25	170	30	12.5	SMS-422	CS-LSP4	CP-LL4	CS-LS4	LW030
PSDNN-3232P12	SNMG1204		32	32	170	30	16	SMS-422	CS-LSP4	CP-LL4	CS-LS4	LW030



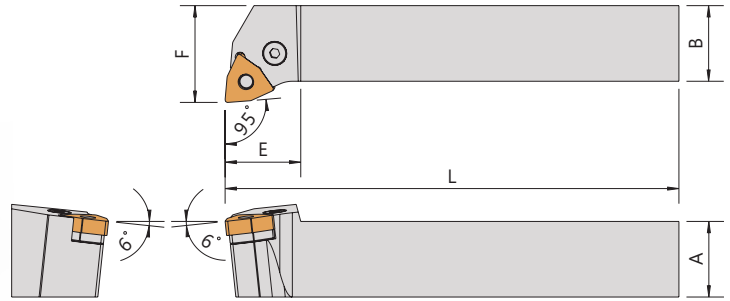
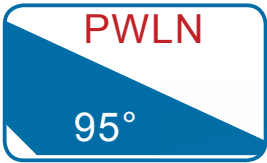
Order No.	Insert	Dimensions					Parts				Wrench	
		Right / Left	A	B	L	E	F	Insert	Holder	Clamp		Locking Bolt
PSKNR/L-2020K12	SNMG1204		20	20	125	30	25	SMS-422	CS-LSP4	CP-LL4	CS-LS4	LW030
PSKNR/L-2525M12	SNMG1204		25	25	150	30	32	SMS-422	CS-LSP4	CP-LL4	CS-LS4	LW030
PSKNR/L-3225P12	SNMG1204		32	25	170	30	32	SMS-422	CS-LSP4	CP-LL4	CS-LS4	LW030
PSKNR/L-3232P12	SNMG1204		32	32	170	30	40	SMS-422	CS-LSP4	CP-LL4	CS-LS4	LW030



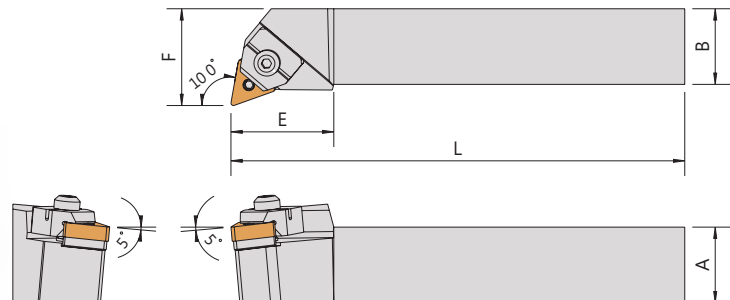
Order No.	Insert	Dimensions					Parts				Wrench
		Right / Left	A	B	L	E	F	Insert	Holder	Locking Bolt	
PTFNR/L-2020K16	TNMG1604	20	20	125	25	25	SMT-31T	CS-LSP3	CP-LL3	CS-LS3	LW025
PTFNR/L-2525M16	TNMG1604	25	25	150	25	32	SMT-31T	CS-LSP3	CP-LL3	CS-LS3	LW025



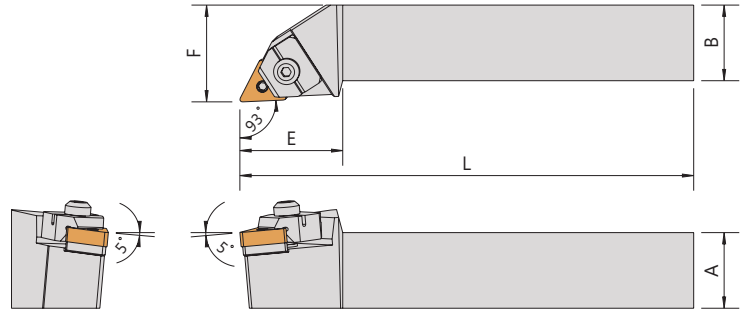
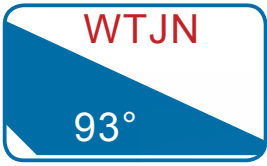
Order No.	Insert	Dimensions					Parts				Wrench
		Right / Left	A	B	L	E	F	Insert	Holder	Locking Bolt	
PTGNR/L-2020K16	TNMG1604	20	20	125	25	25	SMT-31T	CS-LSP3	CP-LL3	CS-LS3	LW025
PTGNR/L-2525M16	TNMG1604	25	25	150	25	32	SMT-31T	CS-LSP3	CP-LL3	CS-LS3	LW025



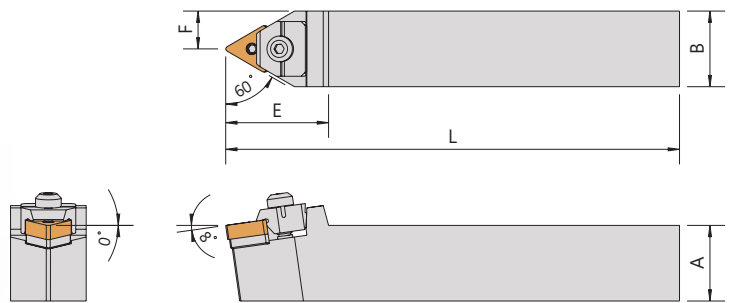
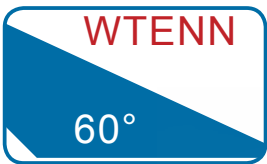
Order No.	Insert	Dimensions					Parts				Wrench	
		Right / Left	A	B	L	E	F	Insert	Holder	Tool		Lock
PWLNR/L-1616H06	WNMG0604		16	16	100	25	20	SMW-322	CS-LSP3	CP-LL3	CS-LS3	LW025
PWLNR/L-2020K06	WNMG0604		20	20	125	25	25	SMW-322	CS-LSP3	CP-LL3	CS-LS3	LW025
PWLNR/L-2525M06	WNMG0604		25	25	150	25	32	SMW-322	CS-LSP3	CP-LL3	CS-LS3	LW025
PWLNR/L-2020K08	WNMG0804		20	20	125	25	25	SMW-423	CS-LSP4	CP-LL4	CS-LS4	LW030
PWLNR/L-2525M08	WNMG0804		25	25	150	25	32	SMW-423	CS-LSP4	CP-LL4	CS-LS4	LW030
PWLNR/L-3225P08	WNMG0804		32	25	170	25	32	SMW-423	CS-LSP4	CP-LL4	CS-LS4	LW030
PWLNR/L-3232P08	WNMG0804		32	32	170	30	40	SMW-423	CS-LSP4	CP-LL4	CS-LS4	LW030



Order No.	Insert	Dimensions				Parts				Wrench			
		Right / Left	A	B	L	F	Insert	Holder	Tool	Lock	Wrench		
WTXNR/L-2020K16	TNMG1604		20	20	125	25	SMT-322	LCS-420N	MWW-30	CSH04124	ER-4	LW025	LW030
WTXNR/L-2525M16	TNMG1604		25	25	150	32	SMT-322	LCS-420N	MWW-30	CSH04124	ER-4	LW025	LW030

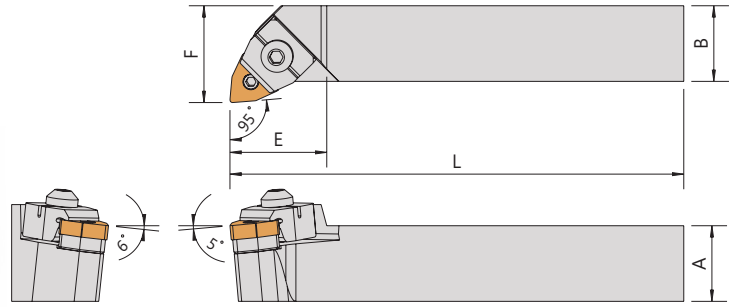
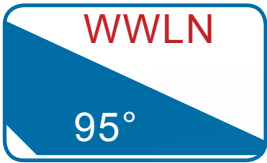


Order No.	Insert	Dimensions				Parts					Wrench	
		A	B	L	F	Insert	Holder	Tool	Clamp	Wrench		
WTJNR/L-2020K16	TNMG1604	20	20	125	25	SMT-322	LCS-420N	MWW-30	CSE5026	ER-4	LW025	LW030
WTJNR/L-2525M16	TNMG1604	25	25	150	32	SMT-322	LCS-420N	MWW-30	CSE5026	ER-4	LW025	LW030
WTJNR/L-3225P16	TNMG1604	32	25	170	32	SMT-322	LCS-420N	MWW-30	CSE5026	ER-4	LW025	LW030
WTJNR/L-3232P16	TNMG1604	32	32	170	40	SMT-322	LCS-420N	MWW-30	CSE5026	ER-4	LW025	LW030

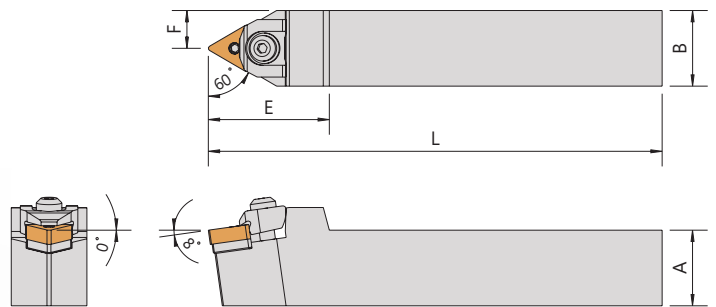
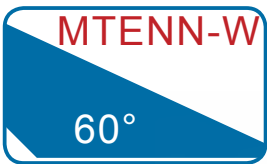


Order No.	Insert	Dimensions				Parts					Wrench	
		A	B	L	F	Insert	Holder	Tool	Clamp	Wrench		
WTENN-2020K16	TNMG1604	20	20	125	10	SMT-322	LCS-420N	MWW-30	CSE5026	ER-4	LW025	LW030
WTENN-2525M16	TNMG1604	25	25	150	12.5	SMT-322	LCS-420N	MWW-30	CSE5026	ER-4	LW025	LW030
WTENN-3225P16	TNMG1604	32	25	170	12.5	SMT-322	LCS-420N	MWW-30	CSE5026	ER-4	LW025	LW030
WTENN-3232P16	TNMG1604	32	32	170	16	SMT-322	LCS-420N	MWW-30	CSE5026	ER-4	LW025	LW030

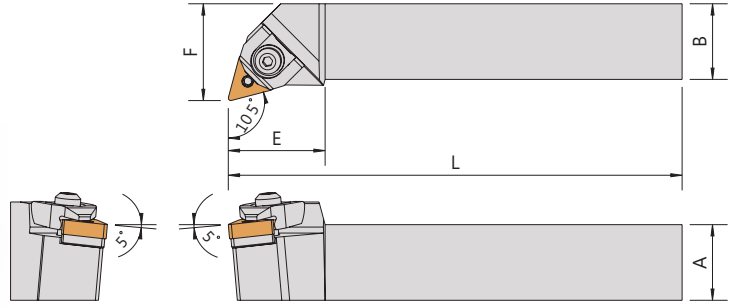




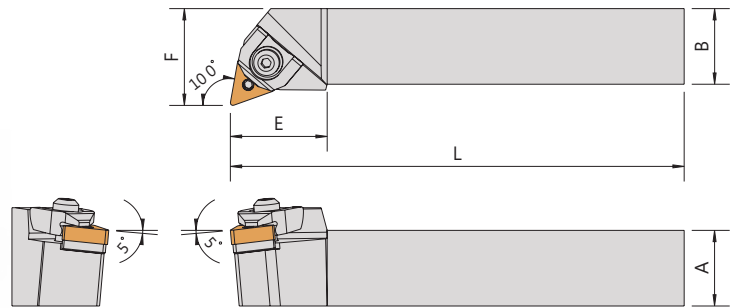
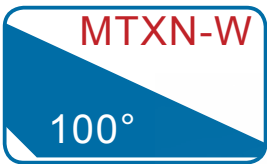
Order No.	Insert	Dimensions				Parts					Wrench	
		A	B	L	F	Insert	Holder	Cap	Screw	Lock	Wrench	
WWLNR/L-2020K08	WNMG0804	20	20	125	25	SMW-433	LCS-520N	MMW-40	CSE6030	ER-5	LW025	LW040
WWLNR/L-2525M08	WNMG0804	25	25	150	32	SMW-433	LCS-520N	MMW-40	CSE6030	ER-5	LW025	LW040
WWLNR/L-3225P08	WNMG0804	32	25	170	32	SMW-433	LCS-520N	MMW-40	CSE6030	ER-5	LW025	LW040
WWLNR/L-3232P08	WNMG0804	32	32	170	40	SMW-433	LCS-520N	MMW-40	CSE6030	ER-5	LW025	LW040



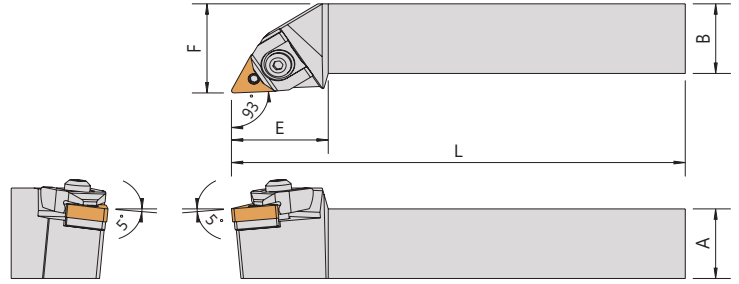
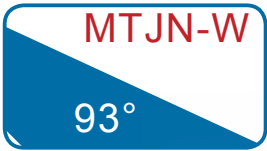
Order No.	Insert	Dimensions						Parts					Wrench	
		A	B	L	E	F	Insert	Holder	Cap	Screw	Lock	Wrench		
MTENN-2020K16-W	TNMG1604	20	20	125	32	10	SMT-322	LCS-420N	MTW-30	CSE5026	ER04	WS06	LW025	LW030
MTENN-2525M16-W	TNMG1604	25	25	150	32	12.5	SMT-322	LCS-420N	MTW-30	CSE5026	ER04	WS06	LW025	LW030
MTENN-3225P16-W	TNMG1604	32	25	170	32	12.5	SMT-322	LCS-420N	MTW-30	CSE5026	ER04	WS06	LW025	LW030
MTENN-3232P16-W	TNMG1604	32	32	170	32	10	SMT-322	LCS-420N	MTW-30	CSE5026	ER04	WS06	LW025	LW030
MTENN-3225P22-W	TNMG1604	32	25	170	32	12.5	SMT-431	LCS-520N	MTW-34	CSE6027	ER05	WS07	LW025	LW040



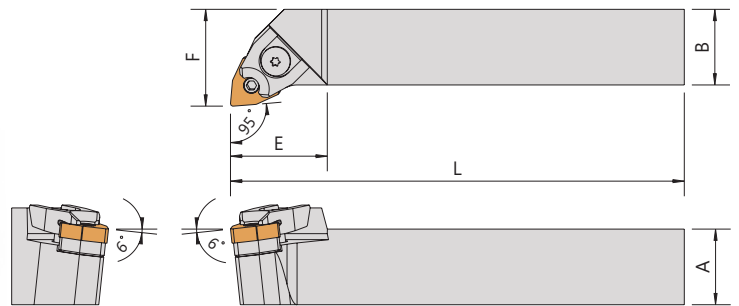
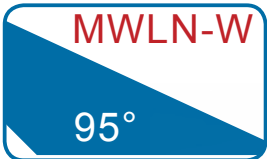
Order No.	Insert	Dimensions						Parts						Wrench	
		Right / Left		A	B	L	E	F							
MTQNR/L-2020K16-W	TNMG1604		20	20	125	32	25	SMT-322	LCS-420N	MTW-30	CSE5026	ER04	WS06	LW025	LW030
MTQNR/L-2525M16-W	TNMG1604		25	25	150	32	32	SMT-322	LCS-420N	MTW-30	CSE5026	ER04	WS06	LW025	LW030



Order No.	Insert	Dimensions						Parts						Wrench	
		Right / Left		A	B	L	E	F							
MTXNR/L-2020K16-W	TNMG1604		20	20	125	32	25	SMT-322	LCS-420N	MTW-30	CSE5026	ER04	WS06	LW025	LW030
MTXNR/L-2525M16-W	TNMG1604		25	25	150	32	32	SMT-322	LCS-420N	MTW-30	CSE5026	ER04	WS06	LW025	LW030



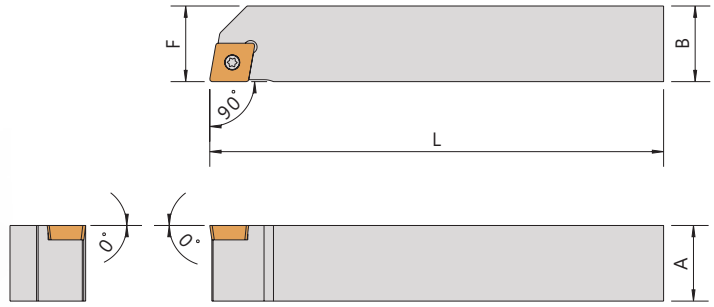

Order No.	Insert	Dimensions						Parts						Wrench	
		Right / Left		A	B	L	E	F							
MTJNR/L-2020K16-W	TNMG1604		20	20	125	32	25	SMT-322	LCS-420N	MTW-30	CSE5026	ER04	WS06	LW025	LW030
MTJNR/L-2525M16-W	TNMG1604		25	25	150	32	32	SMT-322	LCS-420N	MTW-30	CSE5026	ER04	WS06	LW025	LW030
MTJNR/L-3225P16-W	TNMG1604		32	25	170	32	32	SMT-322	LCS-420N	MTW-30	CSE5026	ER04	WS06	LW025	LW030
MTJNR/L-3232P16-W	TNMG1604		32	32	170	32	40	SMT-322	LCS-420N	MTW-30	CSE5026	ER04	WS06	LW025	LW030
MTJNR/L-2525M22-W	TNMG2204		25	25	150	32	32	SMT-431	LCS-520W	MTW-34	CSE6027	ER05	WS07	LW025	LW040
MTJNR/L-3225P22-W	TNMG2204		32	25	170	32	32	SMT-431	LCS-520W	MTW-34	CSE6027	ER05	WS07	LW025	LW040
MTJNR/L-3232P22-W	TNMG2204		32	32	170	32	40	SMT-431	LCS-520W	MTW-34	CSE6027	ER05	WS07	LW025	LW040



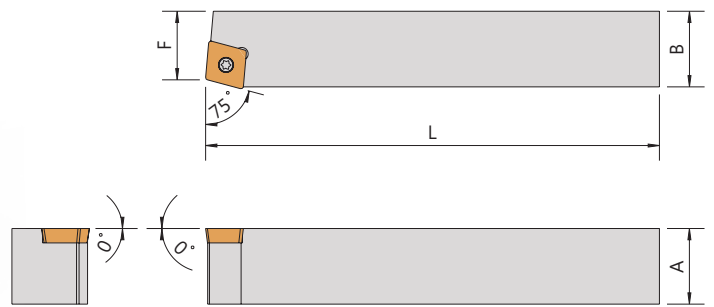

Order No.	Insert	Dimensions						Parts						Wrench	
		Right / Left		A	B	L	E	F							
MWLN/L-2020K08-W	WNMG0804		20	20	125	32	25	SMW-433	LCS-520W	MTW-40	CSB0623T	SP-0816	WS07	LW025	TL-25
MWLN/L-2525M08-W	WNMG0804		25	25	150	32	32	SMW-433	LCS-520W	MTW-40	CSB0623T	SP-0816	WS07	LW025	TL-25
MWLN/L-3225P08-W	WNMG0804		32	25	170	32	32	SMW-433	LCS-520W	MTW-40	CSB0623T	SP-0816	WS07	LW025	TL-25
MWLN/L-3232P08-W	WNMG0804		32	32	170	32	40	SMW-433	LCS-520W	MTW-40	CSB0623T	SP-0816	WS07	LW025	TL-25



# External Turning Tools 外徑車刀



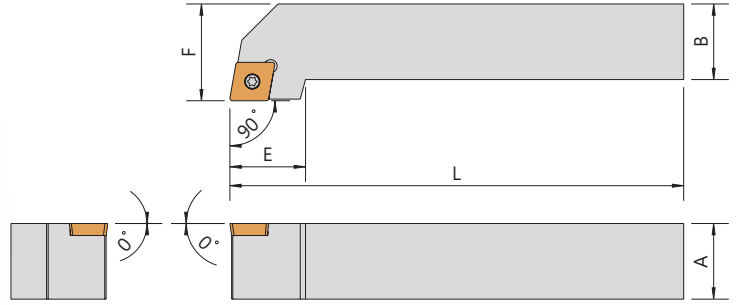
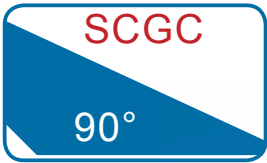
Order No.	Insert	Dimensions				Parts	Wrench
Right / Left		A	B	L	F		
SCACR/L-0808H06	CCMT0602	8	8	100	8.5	CS25060	FT-7
SCACR/L-1010H06	CCMT0602	10	10	100	10.5	CS25060	FT-7
SCACR/L-1212H06	CCMT0602	12	12	100	12.5	CS25060	FT-7
SCACR/L-0808K06	CCMT0602	8	8	125	8.5	CS25060	FT-7
SCACR/L-1010K06	CCMT0602	10	10	125	10.5	CS25060	FT-7
SCACR/L-1212K06	CCMT0602	12	12	125	12.5	CS25060	FT-7
SCACR/L-1212H09	CCMT09T3	12	12	100	12.5	CS35090	FT-15
SCACR/L-1616H09	CCMT09T3	16	16	100	16.5	CS35090	FT-15
SCACR/L-1212K09	CCMT09T3	12	12	125	12.5	CS35090	FT-15
SCACR/L-1616K09	CCMT09T3	16	16	125	16.5	CS35090	FT-15
SCACR/L-2020K12	CCMT1204	20	20	125	20.5	CS40115	FT-15
SCACR/L-2525M12	CCMT1204	25	25	150	25.5	CS40115	FT-15



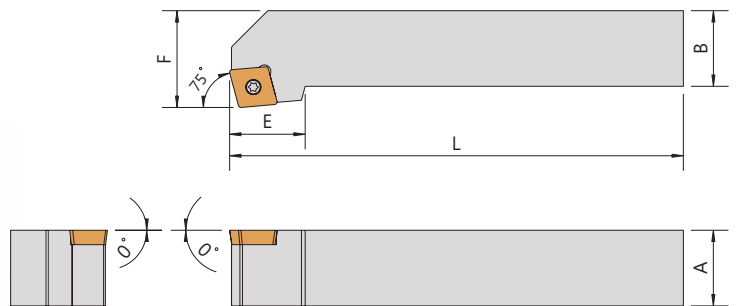
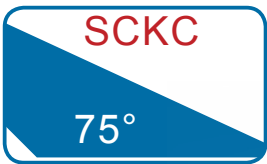
Order No.	Insert	Dimensions				Parts	Wrench
Right / Left		A	B	L	F		
SCBCR/L-2020K09	CCMT09T3	20	20	125	18.3	CS35090	FT-15
SCBCR/L-2525M09	CCMT09T3	25	25	150	23.3	CS35090	FT-15
SCBCR/L-2020K12	CCMT1204	20	20	125	17.5	CS40115	FT-15
SCBCR/L-2525M12	CCMT1204	25	25	150	22.5	CS40115	FT-15



# External Turning Tools 外徑車刀



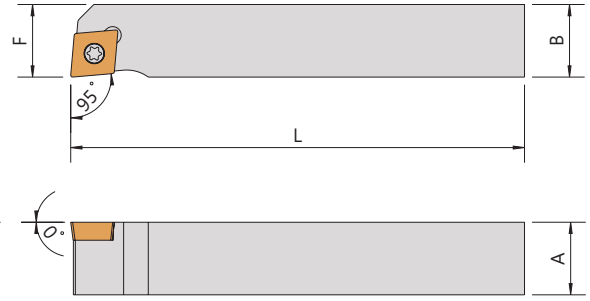
Order No.	Insert	Dimensions					Parts	Wrench
Right / Left		A	B	L	E	F		
SCGCR/L-0808H06	CCMT0602	8	8	100	12	10	CS25060	FT-7
SCGCR/L-1010H06	CCMT0602	10	10	100	12	12	CS25060	FT-7
SCGCR/L-1212H09	CCMT09T3	12	12	100	17	16	CS35090	FT-15
SCGCR/L-1616H09	CCMT09T3	16	16	100	18	20	CS35090	FT-15
SCGCR/L-2020K12	CCMT1204	20	20	125	22	25	CS40115	FT-15
SCGCR/L-2525M12	CCMT1204	25	25	150	25	32	CS40115	FT-15



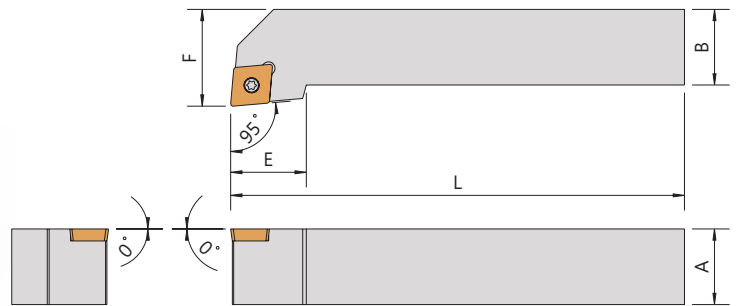
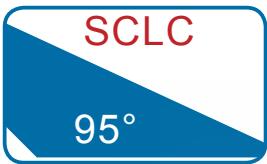
Order No.	Insert	Dimensions					Parts	Wrench
Right / Left		A	B	L	E	F		
SCKCR/L-2020K09	CCMT09T3	20	20	125	22	25	CS35090	FT-15
SCKCR/L-2525M09	CCMT09T3	25	25	150	25	32	CS35090	FT-15
SCKCR/L-2020K12	CCMT1204	20	20	125	22	25	CS40115	FT-15
SCKCR/L-2525M09	CCMT1204	25	25	150	25	32	CS40115	FT-15



# External Turning Tools 外徑車刀



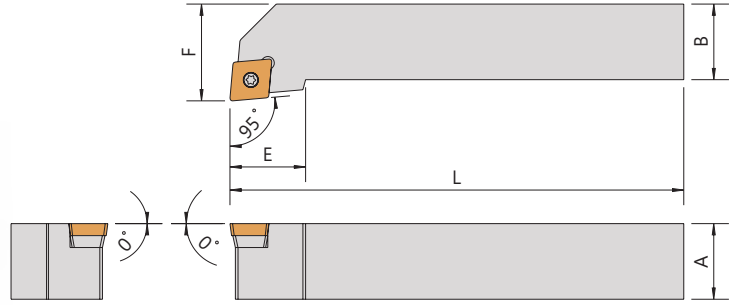
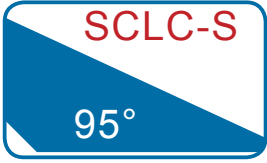
Order No.	Insert	Dimensions				Parts	Wrench
Right / Left		A	B	L	F		
SCLCR/L-0808H06N	CCMT0602	8	8	100	8	CS25060	FT-7
SCLCR/L-1010H06N	CCMT0602	10	10	100	10	CS25060	FT-7
SCLCR/L-0808K06N	CCMT0602	8	8	125	8	CS25060	FT-7
SCLCR/L-1010K06N	CCMT0602	10	10	125	10	CS25060	FT-7
SCLCR/L-1212H09N	CCMT09T3	12	12	100	12	CS35090	FT-15
SCLCR/L-1616H09N	CCMT09T3	16	16	100	16	CS35090	FT-15
SCLCR/L-1212K09N	CCMT09T3	12	12	125	12	CS35090	FT-15
SCLCR/L-1616K09N	CCMT09T3	16	16	125	16	CS35090	FT-15



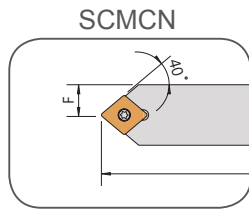
Order No.	Insert	Dimensions					Parts	Wrench
Right / Left		A	B	L	E	F		
SCLCR/L-0808H06	CCMT0602	8	8	100	12	10	CS25060	FT-7
SCLCR/L-1010H06	CCMT0602	10	10	100	12	12	CS25060	FT-7
SCLCR/L-1212H06	CCMT0602	12	12	100	17	16	CS25060	FT-7
SCLCR/L-1212H09	CCMT09T3	12	12	100	17	16	CS35090	FT-15
SCLCR/L-1616H09	CCMT09T3	16	16	100	18	20	CS35090	FT-15
SCLCR/L-2020K09	CCMT09T3	20	20	125	22	25	CS35090	FT-15
SCLCR/L-2525M09	CCMT09T3	25	25	150	25	32	CS35090	FT-15
SCLCR/L-2020K12	CCMT1204	20	20	125	22	25	CS40115	FT-15
SCLCR/L-2525M12	CCMT1204	25	25	150	25	32	CS40115	FT-15



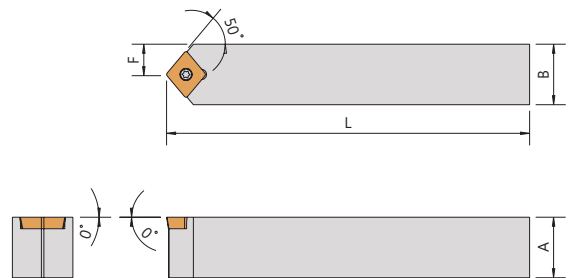
# External Turning Tools 外徑車刀



Order No.	Insert	Dimensions					Parts			Wrench	
Right / Left		A	B	L	E	F					
SCLCR/L-2020K09S	CCMT09T3	20	20	125	22	25	SMC-343	SN535	CS35115	FT-15	LW035
SCLCR/L-2525M09S		25	25	150	25	32					
SCLCR/L-2020K12S	CCMT1204	20	20	125	22	25	SMC-453	SN630	CS40145	FT-15	LW040
SCLCR/L-2525M12S		25	25	150	25	32					

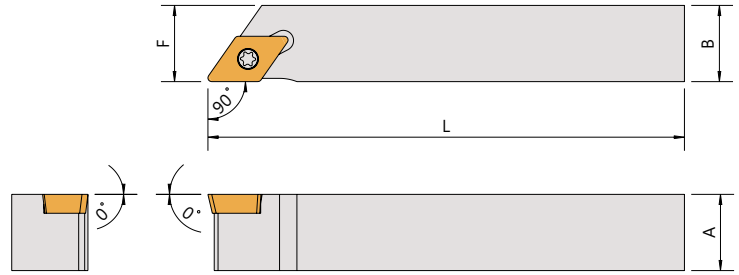
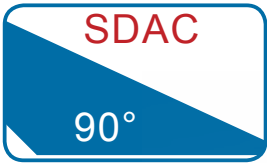


SCMCN-100

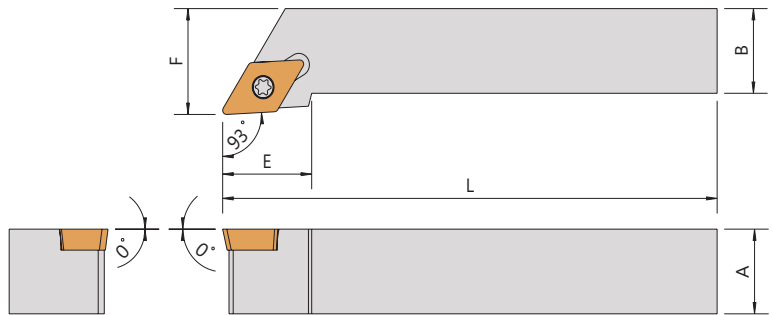
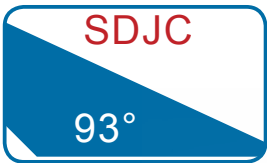


Order No.	Insert	Dimensions				Parts	Wrench
Right / Left		A	B	L	F		
SCMCN-1212H09	CCMT09T3	12	12	100	6	CS35090	FT-15
SCMCN-1616H09		16	16	100	8		
SCMCN-2020K09		20	20	125	10		
SCMCN-2525M09		25	25	150	12.5		
SCMCN-2020K12	CCMT1204	20	20	125	10	CS40115	FT-15
SCMCN-2525M12		25	25	150	12.5		

SCMCN-1212H09-100	CCMT09T3	12	12	100	6	CS35090	FT-15
SCMCN-1616H09-100		16	16	100	8		
SCMCN-2020K09-100		20	20	125	10		
SCMCN-2525M09-100		25	25	150	12.5		
SCMCN-2020K12-100	CCMT1204	20	20	125	10	CS40115	FT-15
SCMCN-2525M12-100		25	25	150	12.5		



Order No.	Insert	Dimensions				Parts	Wrench
Right / Left		A	B	L	F		
SDACR/L-0808H07	DCMT0702	8	8	100	8	CS25060	FT-7
SDACR/L-1010H07	DCMT0702	10	10	100	10	CS25060	FT-7
SDACR/L-1212H07	DCMT0702	12	12	100	12	CS25060	FT-7
SDACR/L-0808K07	DCMT0702	8	8	125	8	CS25060	FT-7
SDACR/L-1010K07	DCMT0702	10	10	125	10	CS25060	FT-7
SDACR/L-1212K07	DCMT0702	12	12	125	12	CS25060	FT-7
SDACR/L-1212H11	DCMT11T3	12	12	100	12	CS35095	FT-15
SDACR/L-1616H11	DCMT11T3	16	16	100	16	CS35095	FT-15
SDACR/L-1212K11	DCMT11T3	12	12	125	12	CS35095	FT-15
SDACR/L-1616K11	DCMT11T3	16	16	125	16	CS35095	FT-15
SDACR/L-2020K11	DCMT11T3	20	20	125	20	CS35095	FT-15
SDACR/L-2525M11	DCMT11T3	25	25	150	25	CS35095	FT-15

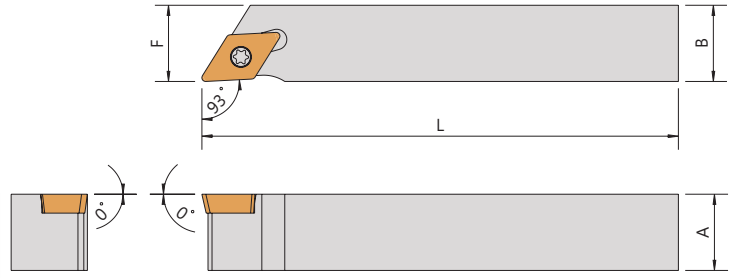
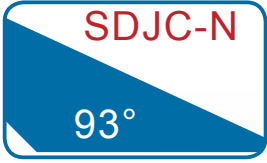


Order No.	Insert	Dimensions					Parts	Wrench
Right / Left		A	B	L	E	F		
SDJCR/L-0808H07	DCMT0702	8	8	100	12.5	10	CS25060	FT-7
SDJCR/L-1010H07	DCMT0702	10	10	100	15	12	CS25060	FT-7
SDJCR/L-1212H07	DCMT0702	12	12	100	16	16	CS25060	FT-7
SDJCR/L-1212H11	DCMT11T3	12	12	100	16	16	CS35095	FT-15
SDJCR/L-1616H11	DCMT11T3	16	16	100	18	20	CS35095	FT-15
SDJCR/L-2020K11	DCMT11T3	20	20	125	23	25	CS35095	FT-15
SDJCR/L-2525M11	DCMT11T3	25	25	150	27	32	CS35095	FT-15

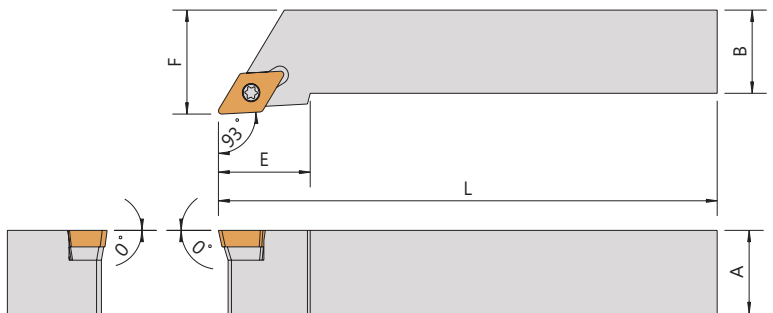
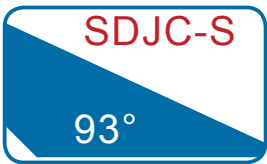




# External Turning Tools 外徑車刀



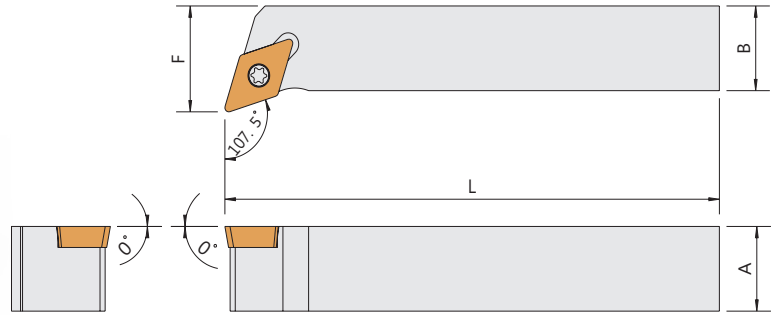
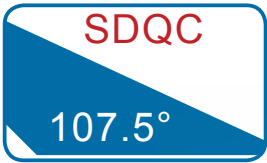
Order No.	Insert	Dimensions				Parts	Wrench
		A	B	L	F		
Right / Left							
SDJCR/L-0808H07N	DCMT0702	8	8	100	8	CS25060	FT-7
SDJCR/L-1010H07N	DCMT0702	10	10	100	10	CS25060	FT-7
SDJCR/L-1212H07N	DCMT0702	12	12	100	12	CS25060	FT-7
SDJCR/L-0808K07N	DCMT0702	8	8	125	8	CS25060	FT-7
SDJCR/L-1010K07N	DCMT0702	10	10	125	10	CS25060	FT-7
SDJCR/L-1212K07N	DCMT0702	12	12	125	12	CS25060	FT-7
SDJCR/L-1212H11N	DCMT11T3	12	12	100	12	CS35095	FT-15
SDJCR/L-1616H11N	DCMT11T3	16	16	100	16	CS35095	FT-15
SDJCR/L-1212K11N	DCMT11T3	12	12	125	12	CS35095	FT-15
SDJCR/L-1616K11N	DCMT11T3	16	16	125	16	CS35095	FT-15



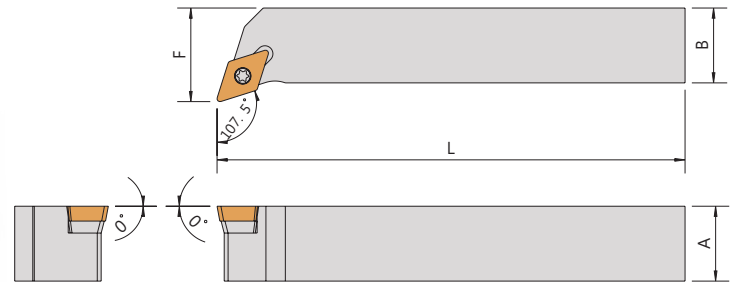
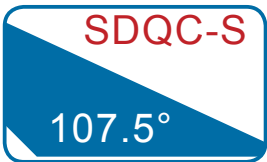
Order No.	Insert	Dimensions					Parts			Wrench	
		A	B	L	E	F					
Right / Left											
SDJCR/L-2020K11S	DCMT11T3	20	20	125	22	25	SMD-343	SN535	CS35115	FT-15	LW035
SDJCR/L-2525M11S		25	25	150	25	32					



# External Turning Tools 外徑車刀



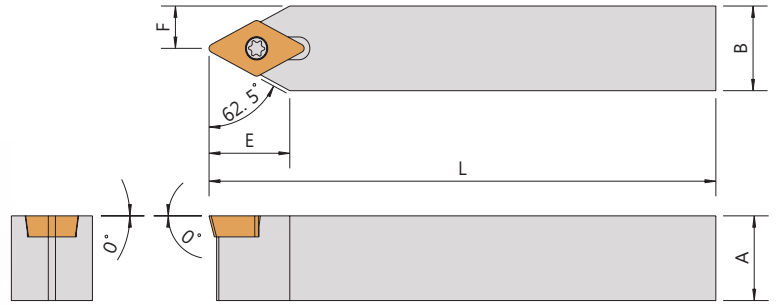
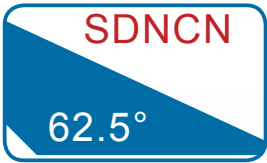
Order No.	Insert	Dimensions				Parts	Wrench
		A	B	L	F		
Right / Left							
SDQCR/L-1010H07	DCMT0702	10	10	100	12	CS25060	FT-7
SDQCR/L-1212H11	DCMT11T3	12	12	100	16	CS35095	FT-15
SDQCR/L-1616H11	DCMT11T3	16	16	100	20	CS35095	FT-15
SDQCR/L-2020K11	DCMT11T3	20	20	125	25	CS35095	FT-15
SDQCR/L-2525M11	DCMT11T3	25	25	150	32	CS35095	FT-15



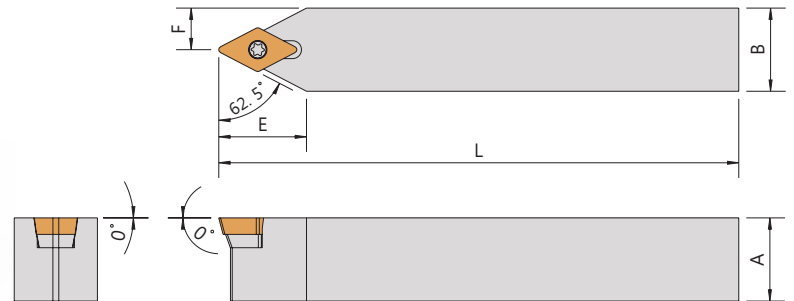
Order No.	Insert	Dimensions				Parts			Wrench	
		A	B	L	F					
Right / Left										
SDQCR/L-2020K11S	DCMT11T3	20	20	125	25	SMD-343	SN535	CS35115	FT-15	LW035
SDQCR/L-2525M11S		25	25	150	32					



# External Turning Tools 外徑車刀



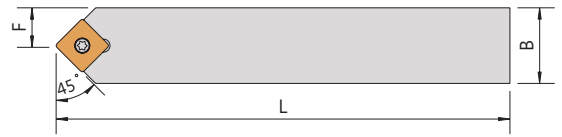
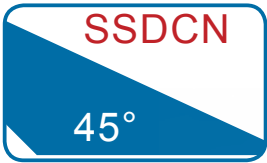
Order No.	Insert	Dimensions				Parts	Wrench
		A	B	L	F		
Right / Left							
SDNCN-0808H07	DCMT0702	8	8	100	4	CS25060	FT-7
SDNCN-1010H07	DCMT0702	10	10	100	5	CS25060	FT-7
SDNCN-1212H11	DCMT11T3	12	12	100	6	CS35095	FT-15
SDNCN-1616H11	DCMT11T3	16	16	100	8	CS35095	FT-15
SDNCN-2020K11	DCMT11T3	20	20	125	10	CS35095	FT-15
SDNCN-2525M11	DCMT11T3	25	25	150	12.5	CS35095	FT-15



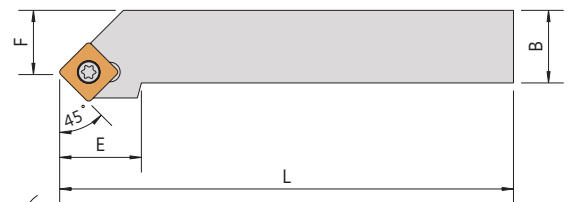
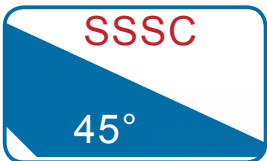
Order No.	Insert	Dimensions				Parts			Wrench	
		A	B	L	F					
Right / Left										
SDNCN-2020K11S	DCMT11T3	20	20	125	25	SMD-343	SN535	CS35115	FT-15	LW035
SDNCN-2525M11S		25	25	150	32					



# External Turning Tools 外徑車刀



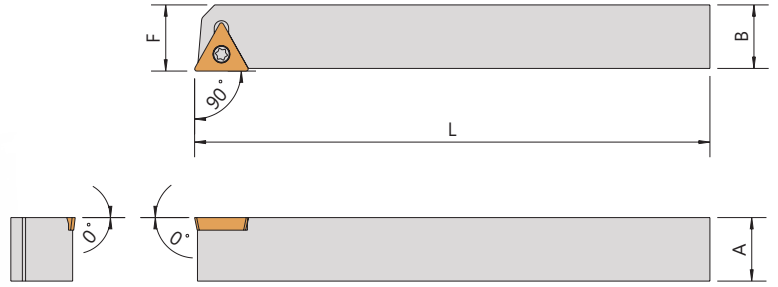
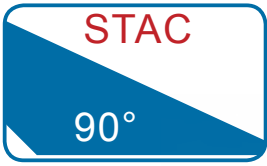
Order No.	Insert	Dimensions				Parts	Wrench
		A	B	L	F		
Right / Left							
SSDCN-1212H09	SCMT09T3	12	12	100	6	CS40090	FT-15
SSDCN-1616H09	SCMT09T3	16	16	100	8	CS40090	FT-15
SSDCN-2020K09	SCMT09T3	20	20	125	10	CS40090	FT-15
SSDCN-2525M09	SCMT09T3	25	25	150	12.5	CS40090	FT-15
SSDCN-1616H12	SCMT1204	16	16	100	8	CS40115	FT-15
SSDCN-2020K12	SCMT1204	20	20	125	10	CS40115	FT-15
SSDCN-2525M12	SCMT1204	25	25	150	12.5	CS40115	FT-15



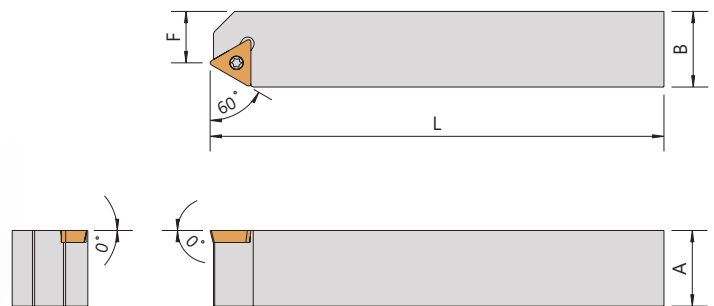
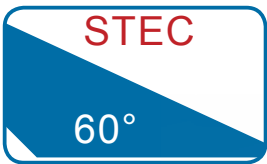
Order No.	Insert	Dimensions					Parts	Wrench
		A	B	L	E	F		
Right / Left								
SSSCR/L-1212H09	SCMT09T3	12	12	100	18	16	CS40090	FT-15
SSSCR/L-1616H09	SCMT09T3	16	16	100	18	20	CS40090	FT-15
SSSCR/L-1616H12	SCMT1204	16	16	100	25	20	CS40115	FT-15



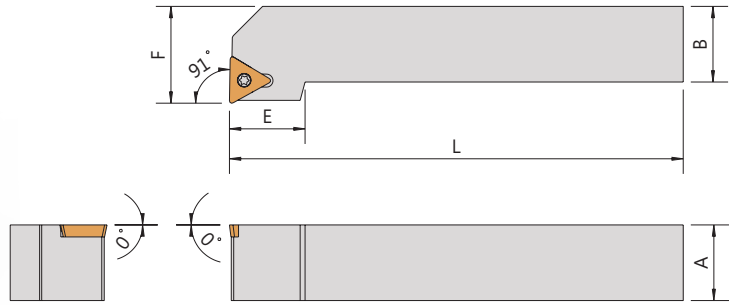
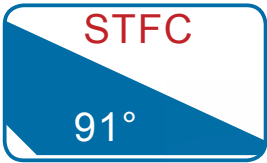
# External Turning Tools 外徑車刀



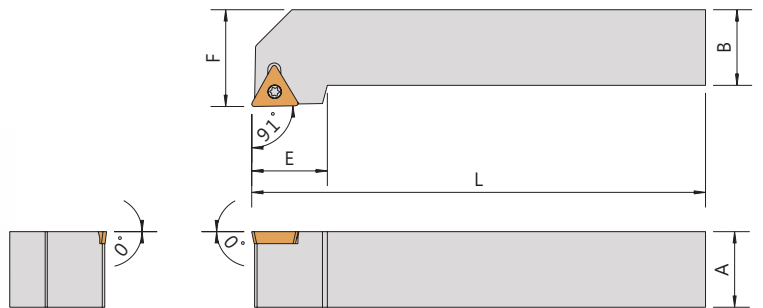
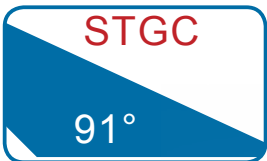
Order No.	Insert	Dimensions				Parts	Wrench
		A	B	L	F		
Right / Left							
STACR/L-0808H09	TCMT0902	8	8	100	8.5	CS22050	FT-7
STACR/L-1010H09	TCMT0902	10	10	100	10.5	CS22050	FT-7
STACR/L-1212H11	TCMT1102	12	12	100	12.5	CS25060	FT-7
STACR/L-1616H11	TCMT1102	16	16	100	16.5	CS25060	FT-7



Order No.	Insert	Dimensions				Parts	Wrench
		A	B	L	F		
Right / Left							
STECR/L-2020K11	TCMT1102	20	20	125	14.5	CS25060	FT-7
STECR/L-2525M11	TCMT1102	25	25	150	19.5	CS25060	FT-7
STECR/L-2020K16	TCMT16T3	20	20	125	12	CS40090	FT-15
STECR/L-2525M16	TCMT16T3	25	25	150	17	CS40090	FT-15



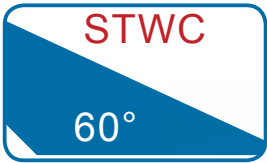
Order No.	Insert	Dimensions					Parts	Wrench
		A	B	L	E	F		
Right / Left								
STFCR/L-0808H09	TCMT0902	8	8	100	12	10	CS22050	FT-7
STFCR/L-1010H09	TCMT0902	10	10	100	12	12	CS22050	FT-7
STFCR/L-1212H11	TCMT1102	12	12	100	17	16	CS25060	FT-7
STFCR/L-1616H11	TCMT1102	16	16	100	18	20	CS25060	FT-7
STFCR/L-2020K16	TCMT16T3	20	20	125	22	25	CS40090	FT-15
STFCR/L-2525M16	TCMT16T3	25	25	150	25	32	CS40090	FT-15



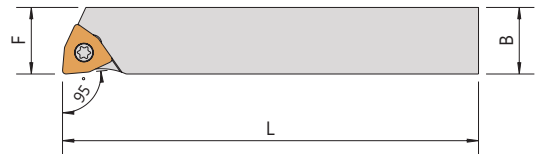
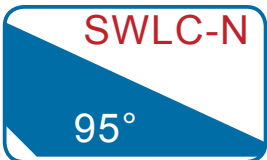
Order No.	Insert	Dimensions					Parts	Wrench
		A	B	L	E	F		
Right / Left								
STGCR/L-1212H11	TCMT1102	12	12	100	17	16	CS25060	FT-7
STGCR/L-1616H11	TCMT1102	16	16	100	18	20	CS25060	FT-7
STGCR/L-2020K16	TCMT16T3	20	20	125	22	25	CS40090	FT-15
STGCR/L-2525M16	TCMT16T3	25	25	150	25	32	CS40090	FT-15



# External Turning Tools 外徑車刀



Order No.	Insert	Dimensions				Parts	Wrench
		A	B	L	F		
Right / Left							
STWCR/L-1212H11	TCMT1102	12	12	100	15.3	CS25060	FT-7
STWCR/L-1616H11	TCMT1102	16	16	100	19.3	CS25060	FT-7
STWCR/L-2020K11	TCMT1102	20	20	125	23.3	CS25060	FT-7
STWCR/L-2525M11	TCMT1102	25	25	150	28.3	CS25060	FT-7
STWCR/L-1616H16	TCMT16T3	16	16	100	21	CS40090	FT-15
STWCR/L-2020K16	TCMT16T3	20	20	125	26	CS40090	FT-15
STWCR/L-2525M16	TCMT16T3	25	25	150	31	CS40090	FT-15
STWCR/L-3232P16	TCMT16T3	32	32	170	38	CS40090	FT-15

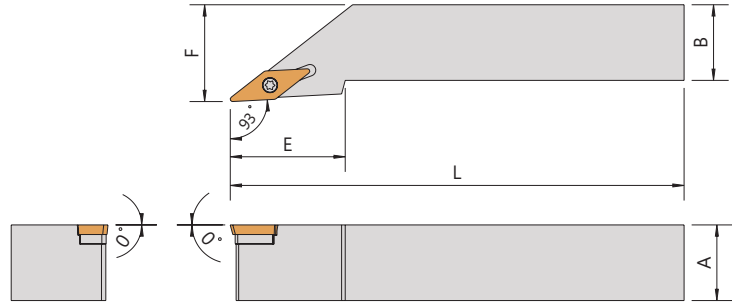


Order No.	Insert	Dimensions				Parts	Wrench
		A	B	L	F		
Right / Left							
SWLCR/L-1212H06N	WCMT06T3	12	12	100	12	CS40090	FT15
SWLCR/L-1616H06N	WCMT06T3	16	16	100	16	CS40090	FT15



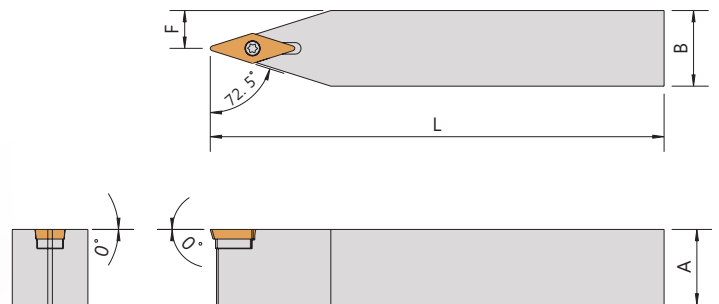
# External Turning Tools 外徑車刀

**SVJB**  
**SVJB-N**  
93°



Order No.	Insert	Dimensions					Parts			Wrench	
		A	B	L	E	F	Insert	Holder	Wrench	Wrench	
SVJBR/L-2020K11	VBMT1103	20	20	125	22	25	—	—	CS25060	FT-7	—
SVJBR/L-2020K16	VBMT1604	20	20	125	33	25	SMV-321	SN535	CS35115	FT-15	LW035
SVJBR/L-2525M16	VBMT1604	25	25	150	38	32	SMV-321	SN535	CS35115	FT-15	LW035
SVJBR/L-1212H11N	VBMT1103	12	12	100	-	12.5	—	—	CS25060	FT-7	—
SVJBR/L-1616H11N	VBMT1103	16	16	100	-	16.5	—	—	CS25060	FT-7	—
SVJBR/L-1212K11N	VBMT1103	12	12	125	-	12.5	—	—	CS25060	FT-7	—
SVJBR/L-1616K11N	VBMT1103	16	16	125	-	16.5	—	—	CS25060	FT-7	—
SVJBR/L-1616H16N	VBMT1604	16	16	100	-	16.5	SMV-321	SN535	CS35115	FT-15	LW035

**SVVBN**  
72.5°

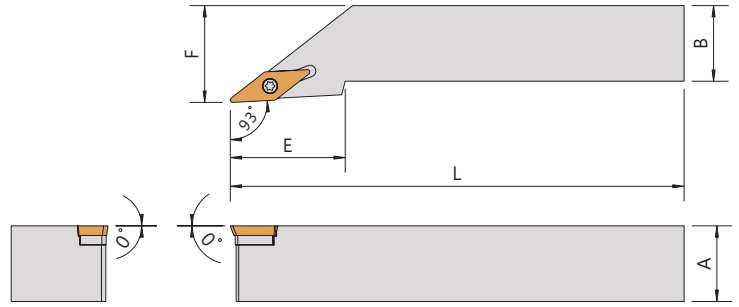


Order No.	Insert	Dimensions				Parts			Wrench	
		A	B	L	F	Insert	Holder	Wrench	Wrench	
SVVBN-2020K11	VBMT1103	20	20	125	10	—	—	CS25060	FT-7	—
SVVBN-2525M11	VBMT1103	25	25	150	12.5	—	—	CS25060	FT-7	—
SVVBN-2020K16	VBMT1604	20	20	125	10	SMV-321	SN535	CS35115	FT-15	LW035
SVVBN-2525M16	VBMT1604	25	25	150	12.5	SMV-321	SN535	CS35115	FT-15	LW035

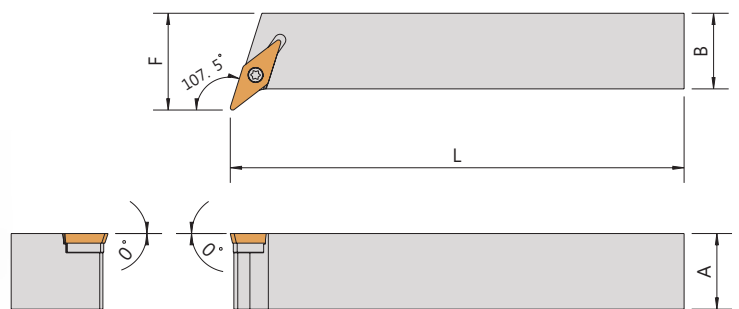
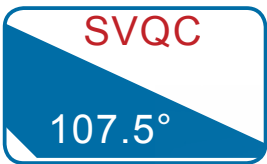




# External Turning Tools 外徑車刀



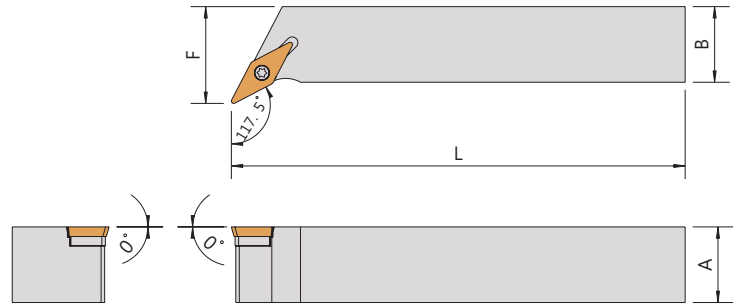
Order No.	Insert	Dimensions					Parts			Wrench	
Right / Left		A	B	L	E	F					
SVJCR/L-2020K11	VCMT1103	20	20	125	22	25	—	—	CS25060	FT-7	—
SVJCR/L-2525M11	VCMT1103	25	25	150	25	32	—	—	CS25060	FT-7	—
SVJCR/L-2020K16	VCMT1604	20	20	125	33	25	SMV-321	SN535	CS35115	FT-15	LW035
SVJCR/L-2525M16	VCMT1604	25	25	150	38	32	SMV-321	SN535	CS35115	FT-15	LW035
SVJCR/L-1010H11N	VCMT1103	10	10	100	-	10.5	—	—	CS25060	FT-7	—
SVJCR/L-1212H11N	VCMT1103	12	12	100	-	12.5	—	—	CS25060	FT-7	—
SVJCR/L-1616H11N	VCMT1103	16	16	100	-	16.5	—	—	CS25060	FT-7	—
SVJCR/L-1010K11N	VCMT1103	10	10	125	-	10.5	—	—	CS25060	FT-7	—
SVJCR/L-1212K11N	VCMT1103	12	12	125	-	12.5	—	—	CS25060	FT-7	—
SVJCR/L-1616K11N	VCMT1103	16	16	125	-	16.5	—	—	CS25060	FT-7	—
SVJCR/L-1616H16N	VCMT1604	16	16	100	-	16.5	SMV-321	SN535	CS35115	FT-15	LW035



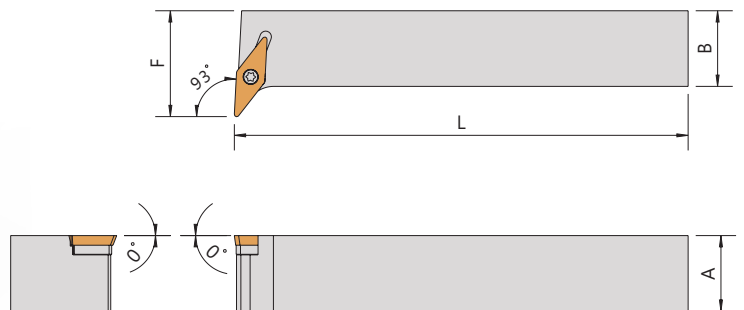
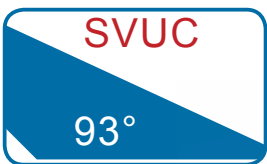
Order No.	Insert	Dimensions					Parts			Wrench	
Right / Left		A	B	L	F						
SVQCR/L-2020K16	VCMT1604	20	20	125	25	SMV-321	SN535	CS35115	FT-15	LW035	
SVQCR/L-2525M16	VCMT1604	25	25	150	32	SMV-321	SN535	CS35115	FT-15	LW035	



# External Turning Tools 外徑車刀



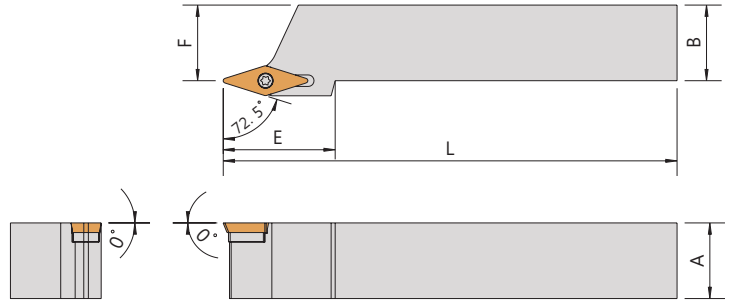
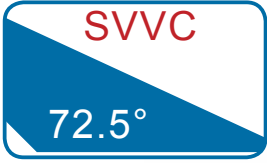
Order No.	Insert	Dimensions				Parts			Wrench	
		A	B	L	F	Insert	Holder	Clamp	Wrench	
Right / Left										
SVPCR/L-1010H11	VCMT1103	10	10	100	14.5	—	—	CS25060	FT-7	—
SVPCR/L-1212H11	VCMT1103	12	12	100	16.5	—	—	CS25060	FT-7	—
SVPCR/L-1616H11	VCMT1103	16	16	100	20.5	—	—	CS25060	FT-7	—
SVPCR/L-2020K16	VCMT1604	20	20	125	25	SMV-321	SN535	CS35115	FT-15	LW035
SVPCR/L-2525M16	VCMT1604	25	25	150	32	SMV-321	SN535	CS35115	FT-15	LW035



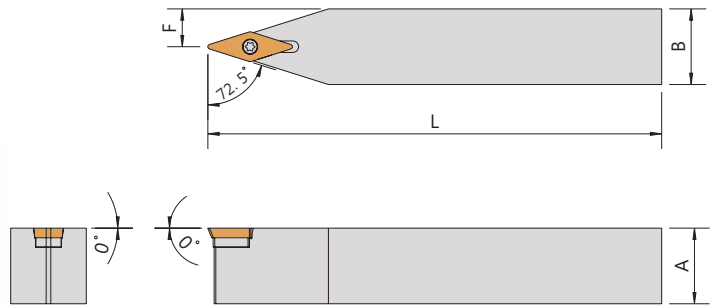
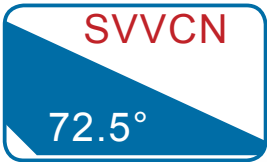
Order No.	Insert	Dimensions				Parts			Wrench	
		A	B	L	F	Insert	Holder	Clamp	Wrench	
Right / Left										
SVUCR/L-2020K16	VCMT1604	20	20	125	30	SMV-321	SN535	CS35115	FT-15	LW035
SVUCR/L-2525M16	VCMT1604	25	25	150	35	SMV-321	SN535	CS35115	FT-15	LW035



# External Turning Tools 外徑車刀



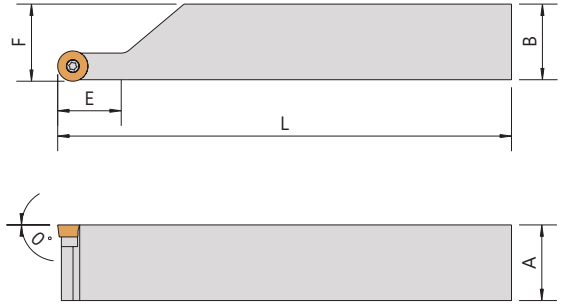
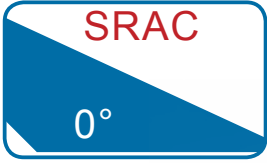
Order No.	Insert	Dimensions					Parts			Wrench	
		A	B	L	E	F					
SVVCR/L-2020K16	VCMT1604	20	20	125	37	20					
SVVCR/L-2525M16	VCMT1604	25	25	150	37	25					



Order No.	Insert	Dimensions					Parts			Wrench	
		A	B	L	F						
SVVCN-0808H11	VCMT1103	8	8	100	4	—	—			—	
SVVCN-1010H11	VCMT1103	10	10	100	5	—	—			—	
SVVCN-1212H11	VCMT1103	12	12	100	6	—	—			—	
SVVCN-1616H11	VCMT1103	16	16	100	8	—	—			—	
SVVCN-2020K16	VCMT1604	20	20	125	10	SMV-321					
SVVCN-2525M16	VCMT1604	25	25	150	12.5	SMV-321					



# External Turning Tools 外徑車刀

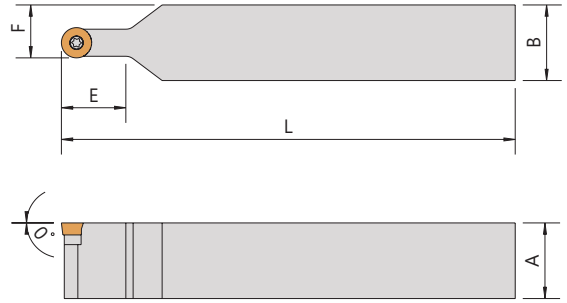
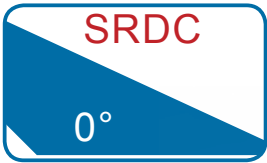


Order No.	Insert	Dimensions					Parts	Wrench
Right / Left		A	B	L	E	F		
SRACR/L-1010H05	RCMT0502	10	10	100	10	10.3	CS22050	FT-7
SRACR/L-1212H05		12	12	100	10	12.3	CS22050	FT-7
SRACR/L-1616H05		16	16	100	10	16.3	CS22050	FT-7
SRACR/L-2020K05		20	20	125	10	20.3	CS22050	FT-7
SRACR/L-2525M05		25	25	150	10	25.3	CS22050	FT-7
SRACR/L-1212H06	RCMT0602	12	12	100	12	12.4	CS25060	FT-7
SRACR/L-1616H06		16	16	100	12	16.4	CS25060	FT-7
SRACR/L-2020K06		20	20	125	12	20.4	CS25060	FT-7
SRACR/L-2525M06		25	25	150	12	25.4	CS25060	FT-7
SRACR/L-1616H08	RCMT0803	16	16	100	16	16.4	CS30070	FT-10
SRACR/L-2020K08		20	20	125	16	20.4	CS30070	FT-10
SRACR/L-2525M08		25	25	150	16	25.4	CS30070	FT-10
SRACR/L-2020K1003	RCMT1003 (MITSUBISHI)	20	20	125	20	20.4	CS30070	FT-10
SRACR/L-2525M1003		25	25	150	20	25.4	CS30070	FT-10

Order No.	Insert	Dimensions					Parts	Wrench			
Right / Left		A	B	L	E	F					
SRACR/L-2020K10	RCMT10T3	20	20	125	20	20.4	SMR-1003	SN535	CS35115	FT-15	LW035
SRACR/L-2525M10		25	25	150	20	25.4	SMR-1003	SN535	CS35115	FT-15	LW035



# External Turning Tools 外徑車刀

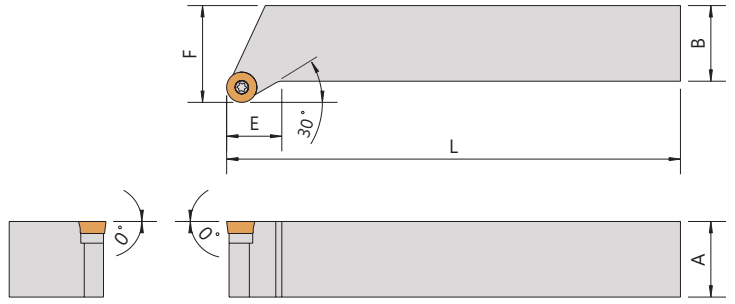


Order No.	Insert	Dimensions					Parts	Wrench
Right / Left		A	B	L	E	F		
SRDCN-0808H06	RCMT0602	8	8	100	12	7	CS25060	FT-7
SRDCN-1010H06		10	10	100	12	8	CS25060	FT-7
SRDCN-1212H06		12	12	100	12	9	CS25060	FT-7
SRDCN-1616H06		16	16	100	12	11	CS25060	FT-7
SRDCN-1212H08	RCMT0803	12	12	100	16	9	CS30070	FT-10
SRDCN-1616H08		16	16	100	16	12	CS30070	FT-10
SRDCN-2020K08		20	20	125	16	14	CS30070	FT-10
SRDCN-2525M08		25	25	150	16	16.5	CS30070	FT-10
SRDCN-1616H1003	RCMT1003 (MITSUBISHI)	16	16	100	20.3	13	CS30070	FT-10
SRDCN-2020K1003		20	20	125	20.3	15	CS30070	FT-10
SRDCN-2525M1003		25	25	150	20.3	17.5	CS30070	FT-10

Order No.	Insert	Dimensions					Parts	Wrench			
Right / Left		A	B	L	E	F					
SRDCN-1616H10	RCMT10T3	16	16	100	20.3	13	SMR-1003	SN535	CS35115	FT-15	LW035
SRDCN-2020K10		20	20	125	20.3	15	SMR-1003	SN535	CS35115	FT-15	LW035
SRDCN-2525M10		25	25	150	20.3	17.5	SMR-1003	SN535	CS35115	FT-15	LW035
SRDCN-2020K12	RCMT1204	20	20	125	24	16	SMR-1203	SN535	CS35115	FT-15	LW035
SRDCN-2525M12		25	25	150	24	18.5	SMR-1203	SN535	CS35115	FT-15	LW035



# External Turning Tools 外徑車刀

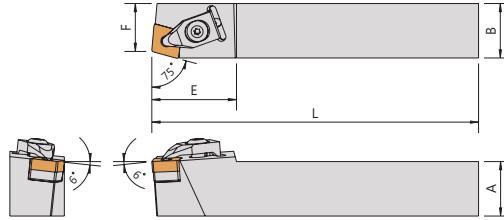



Order No.	Insert	Dimensions					Parts	Wrench
		A	B	L	E	F		
Right / Left								
SRGCR/L-1212H05	RCMT0502	12	12	100	10.5	16	CS22050	FT-7
SRGCR/L-1616H05		16	16	100	10.5	20	CS22050	FT-7
SRGCR/L-2020K05		20	20	125	12	25	CS22050	FT-7
SRGCR/L-2525M05		25	25	150	15.5	32	CS22050	FT-7
SRGCR/L-1212H06	RCMT0602	12	12	100	10.5	16	CS25060	FT-7
SRGCR/L-1616H06		16	16	100	10.5	20	CS25060	FT-7
SRGCR/L-2020K06		20	20	125	12.5	25	CS25060	FT-7
SRGCR/L-2525M06		25	25	150	16	32	CS25060	FT-7
SRGCR/L-1616H08	RCMT0803	16	16	100	11.5	20	CS30070	FT-10
SRGCR/L-2020K08		20	20	125	14	25	CS30070	FT-10
SRGCR/L-2525M08		25	25	150	17	32	CS30070	FT-10
SRGCR/L-2020K1003	RCMT1003 (MITSUBISHI)	20	20	125	15	25	CS30070	FT-10
SRGCR/L-2525K1003		25	25	125	18.5	32	CS30070	FT-10

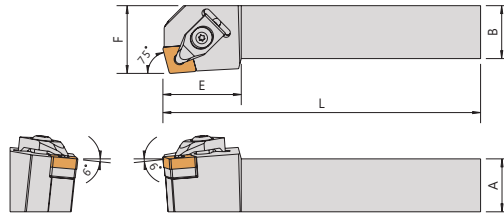
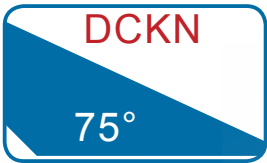
Order No.	Insert	Dimensions					Parts	Wrench			
		A	B	L	E	F					
Right / Left											
SRGCR/L-2020K10	RCMT10T3	20	20	125	15	25	SMR-1003	SN535	CS35115	FT-15	LW035
SRGCR/L-2525M10		25	25	150	18.5	32	SMR-1003	SN535	CS35115	FT-15	LW035



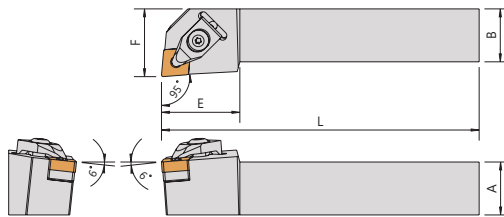
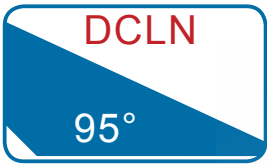
# External Turning Tools 外徑車刀



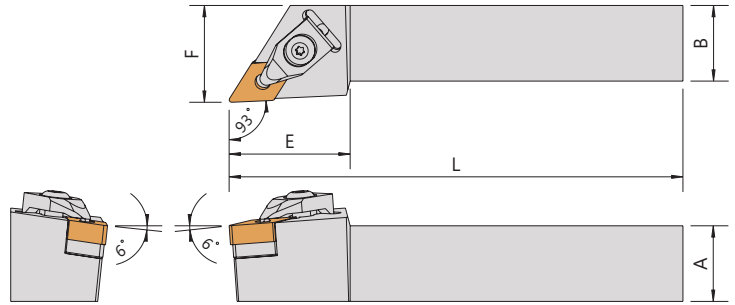

Order No.	Insert	Dimensions					Parts					Wrench
		A	B	L	E	F	Insert	Holder	Clamp	Spring	Pin	
DCBNR/L2020K12	CNMG1204	20	20	125	37	17	SMC-432	CSF4010	CP-D4	SP0816	CSB0620T	TL20
DCBNR/L2525M12		25	25	150	37	22	SMC-432	CSF4010	CP-D4	SP0816	CSB0620T	TL20
DCBNR/L3232P12		32	32	170	37	22	SMC-432	CSF4010	CP-D4	SP0816	CSB0620T	TL20



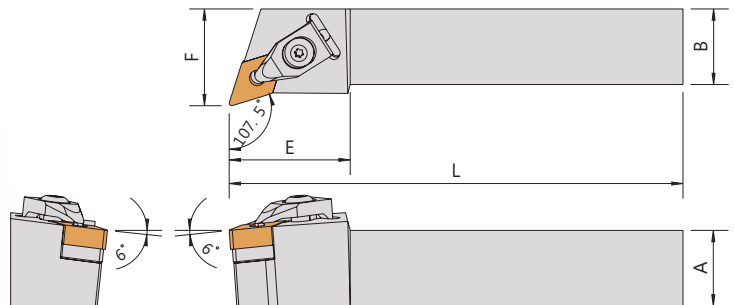
Order No.	Insert	Dimensions					Parts					Wrench
		A	B	L	E	F	Insert	Holder	Clamp	Spring	Pin	
DCKNR/L2020K12	CNMG1204	20	20	125	37	25	SMC-432	CSF4010	CP-D4	SP0816	CSB0620T	TL20
DCKNR/L2525M12		25	25	150	37	32	SMC-432	CSF4010	CP-D4	SP0816	CSB0620T	TL20
DCKNR/L3232P12		32	32	170	37	32	SMC-432	CSF4010	CP-D4	SP0816	CSB0620T	TL20



Order No.	Insert	Dimensions					Parts					Wrench
		A	B	L	E	F	Insert	Holder	Clamp	Spring	Pin	
DCLNR/L1616H09	CNMG09T3	16	16	100	32	20	SMC-322	CSF3008	CP-D2	SP0612	CSB0415T	TL15
DCLNR/L2020K09		20	20	125	32	25	SMC-322	CSF3008	CP-D2	SP0612	CSB0415T	TL15
DCLNR/L2525M09		25	25	150	32	32	SMC-322	CSF3008	CP-D2	SP0612	CSB0415T	TL15
DCLNR/L2020K12	CNMG1204	20	20	125	37	25	SMC-432	CSF4010	CP-D4	SP0816	CSB0620T	TL20
DCLNR/L2525M12		25	25	150	37	32	SMC-432	CSF4010	CP-D4	SP0816	CSB0620T	TL20
DCLNR/L3232P12		32	32	170	37	32	SMC-432	CSF4010	CP-D4	SP0816	CSB0620T	TL20



Order No.	Insert	Dimensions					Parts					Wrench
		A	B	L	E	F	Insert	Holder	Tool	Spring	Locking Pin	
DDJNR/L1616H11	DNMG1104	16	16	100	34	20	SMD-343	CS40075	CP-D2	SP0612	CSB0415T	TL15
DDJNR/L2020K11		20	20	125	34	25	SMD-343	CS40075	CP-D2	SP0612	CSB0415T	TL15
DDJNR/L2525M11		25	25	150	34	32	SMD-343	CS40075	CP-D2	SP0612	CSB0415T	TL15
DDJNR/L2020K15	DNMG1504-SMD463 DNMG1506-SMD443	20	20	125	42	25	SMD-4X3	CSF4010	CP-D4	SP0816	CSB0620T	TL20
DDJNR/L2525M15		25	25	150	40	32	SMD-4X3	CSF4010	CP-D4	SP0816	CSB0620T	TL20
DDJNR/L3232P15		32	32	170	40	32	SMD-4X3	CSF4010	CP-D4	SP0816	CSB0620T	TL20

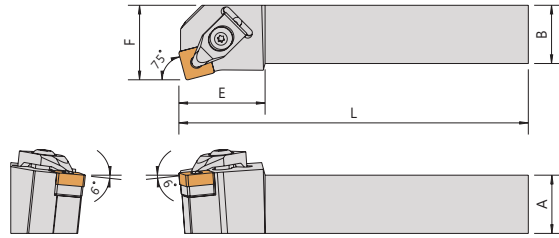


Order No.	Insert	Dimensions					Parts					Wrench
		A	B	L	E	F	Insert	Holder	Tool	Spring	Locking Pin	
DDHNR/L2020K15	DNMG1504-SMD463	20	20	125	35	25	SMD-4X3	CSF4010	CP-D4	SP0816	CSB0620T	TL20
DDHNR/L2525M15	DNMG1506-SMD443	25	25	150	35	32	SMD-4X3	CSF4010	CP-D4	SP0816	CSB0620T	TL20

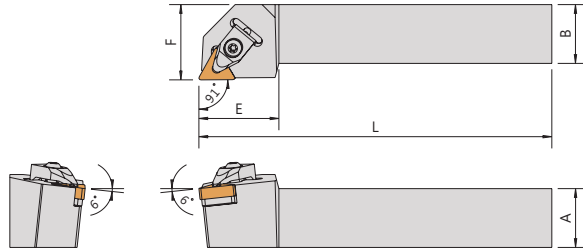





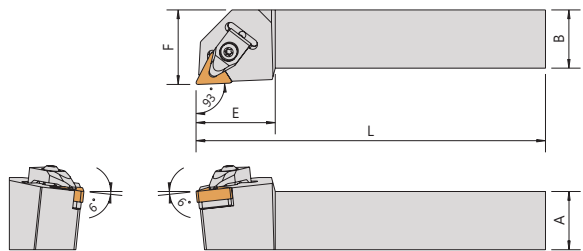

# External Turning Tools 外徑車刀



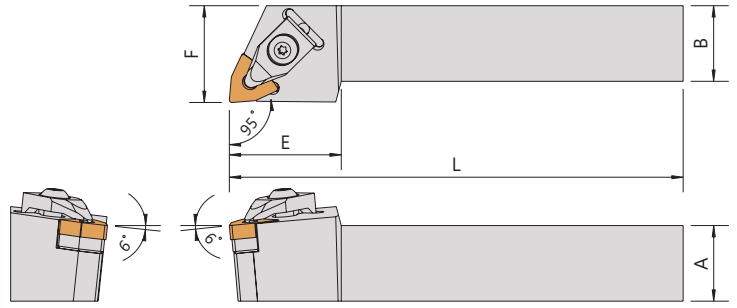
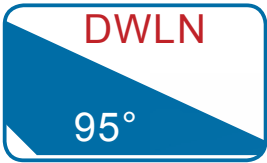
Order No.	Insert	Dimensions					Parts					Wrench
Right / Left		A	B	L	E	F						
DSKNR/L2020K12	SNMG1204	20	20	125	37	25	SMC-432	CSF4010	CP-D4	SP0816	CSB0620T	TL20
DSKNR/L2525M12		25	25	150	37	32	SMC-432	CSF4010	CP-D4	SP0816	CSB0620T	TL20
DSKNR/L3232P12		32	32	170	37	32	SMC-432	CSF4010	CP-D4	SP0816	CSB0620T	TL20



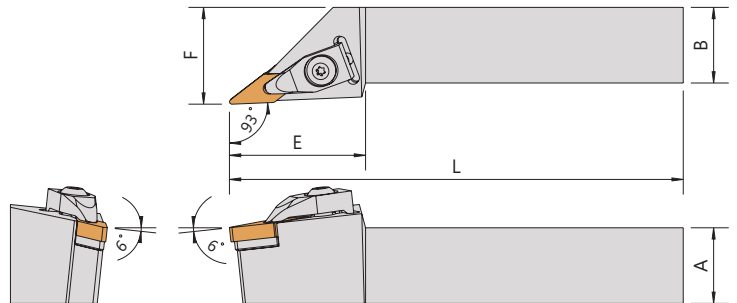
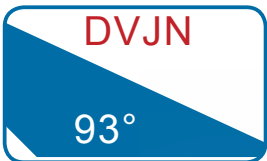
Order No.	Insert	Dimensions					Parts					Wrench
Right / Left		A	B	L	E	F						
DTGNR/L1616H16	TNMG1604	16	16	100	32	20	SMT-323	CS40075	CP-D2	SP0612	CSB0415T	TL15
DTGNR/L2020K16		20	20	125	32	25	SMT-323	CS40075	CP-D2	SP0612	CSB0415T	TL15
DTGNR/L2525M16		25	25	150	32	32	SMT-323	CS40075	CP-D2	SP0612	CSB0415T	TL15



Order No.	Insert	Dimensions					Parts					Wrench
Right / Left		A	B	L	E	F						
DTJNR/L1616H16	TNMG1604	16	16	100	32	20	SMT-323	CS40075	CP-D2	SP0612	CSB0415T	TL15
DTJNR/L2020K16		20	20	125	32	25	SMT-323	CS40075	CP-D2	SP0612	CSB0415T	TL15
DTJNR/L2525M16		25	25	150	32	32	SMT-323	CS40075	CP-D2	SP0612	CSB0415T	TL15



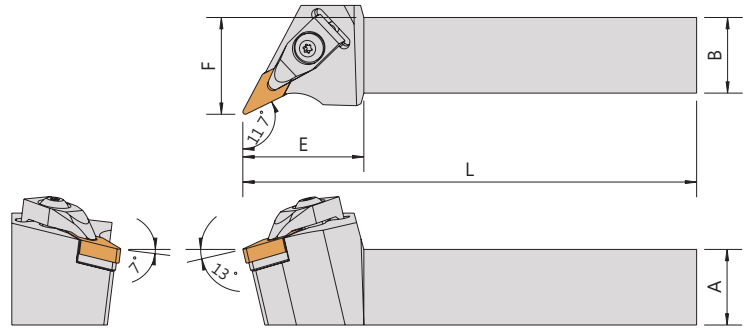
Order No..	Insert	Dimensions					Parts					Wrench	
		Right / Left	A	B	L	E	F	Insert	Holder	Tool	Spring		Locking Pin
DWLN/L1616H06	WNMG0604		16	16	100	30	20	SMW-321	CS40075	CP-D2	SP0612	CSB0415T	TL15
DWLN/L2020K06			20	20	125	34	25	SMW-321	CS40075	CP-D2	SP0612	CSB0415T	TL15
DWLN/L2525M06			25	25	150	34	32	SMW-321	CS40075	CP-D2	SP0612	CSB0415T	TL15
DWLN/L2020K08	WNMG0804		20	20	125	34	25	SMW-432	CSF4010	CP-D4	SP0816	CSB0620T	TL20
DWLN/L2525M08			25	25	150	34	32	SMW-432	CSF4010	CP-D4	SP0816	CSB0620T	TL20
DWLN/L3232P08			32	32	170	34	32	SMW-432	CSF4010	CP-D4	SP0816	CSB0620T	TL20



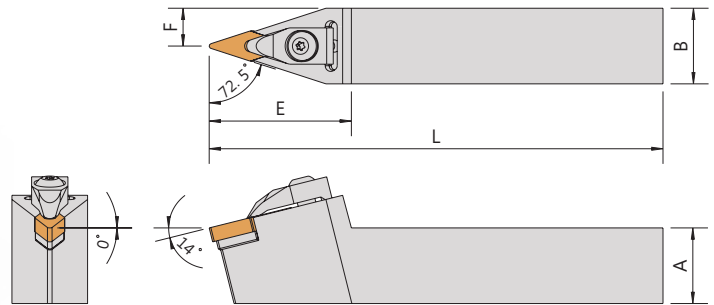

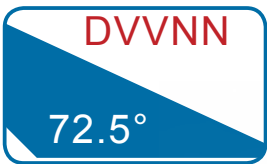
Order No.	Insert	Dimensions					Parts					Wrench	
		Right / Left	A	B	L	E	F	Insert	Holder	Tool	Spring		Locking Pin
DVJNR/L2020K16	VNMG1604		20	20	125	42	25	SMV-322	CS40075	CP-D3	SP0816	CSB0620T	TL20
DVJNR/L2525M16			25	25	150	45	32	SMV-322	CS40075	CP-D3	SP0816	CSB0620T	TL20



# External Turning Tools 外徑車刀



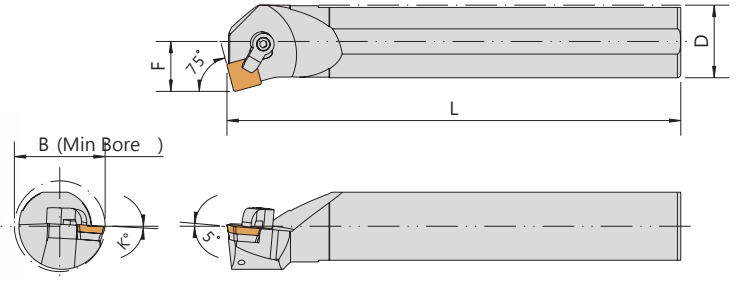
Order No.	Insert	Dimensions					Parts					Wrench
		A	B	L	E	F	Insert	Holder	Clamp	Spring	Locking Pin	
DVPNR/L2020K16	VNMG1604	20	20	125	40	25	SMV-322	CS40075	CP-D3	SP0816	CSB0620T	TL20
DVPNR/L2525M16		25	25	150	40	32	SMV-322	CS40075	CP-D3	SP0816	CSB0620T	TL20



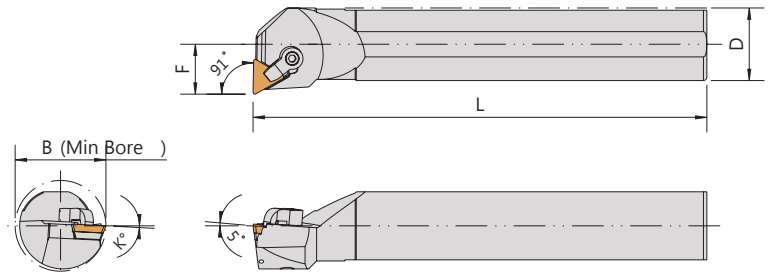
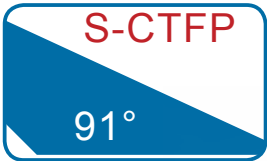
Order No.	Insert	Dimensions					Parts					Wrench
		A	B	L	E	F	Insert	Holder	Clamp	Spring	Locking Pin	
DVVNN2020K16	VNMG1604	20	20	125	47	10	SMV-322	CS40075	CP-D3	SP0816	CSB0620T	TL20
DVVNN2525M16		25	25	150	47	12.5	SMV-322	CS40075	CP-D3	SP0816	CSB0620T	TL20



# Boring Bars 内孔車刀



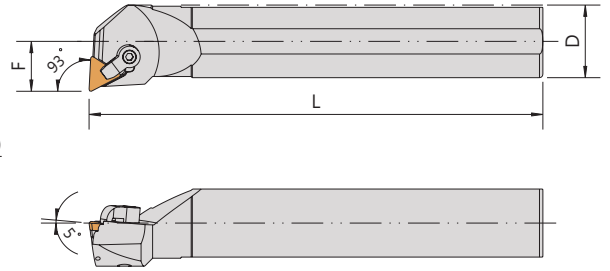
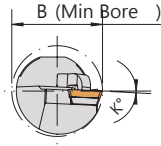

Order No.	Insert	Dimensions					Parts				Wrench
		D	F	L	B	K°					
S16Q-CSKPR/L09	SPMN0903	16	11	180	20	0°			CP50-21	CS7-5015	LW025
S20R-CSKPR/L09	SPMN0903	20	13	200	25	0°			CP50-21	CS7-5015	LW025
S25R-CSKPR/L12	SPMN1203	25	17	200	32	2°	SMS-421	CSF3010	CP50-22	CS7-6024	LW030
S32S-CSKPR/L12	SPMN1203	32	22	250	40	0°	SMS-421	CSF3010	CP50-22	CS7-6024	LW030



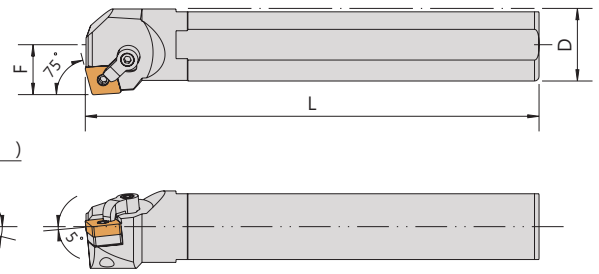
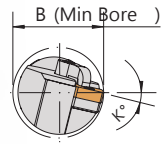
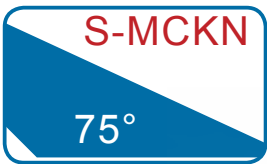
Order No.	Insert	Dimensions					Parts				Wrench
		D	F	L	B	K°					
S12M-CTFPR/L11	TPMN1103	12	8.5	150	16	6°			CP50-27S		LW025
S16Q-CTFPR/L11	TPMN1103	16	11	180	22	4°			CP50-21	CS7-5015	LW025
S20R-CTFPR/L11	TPMN1103	20	13	200	26	3°			CP50-21	CS7-5015	LW025
S25R-CTFPR/L 11	TPMN1103	25	17	200	34	3°			CP50-21	CS7-5018	LW025
S20R-CTFPR/L16	TPMN1603	20	13	200	26	0°			CP50-26	CS7-5015	LW025
S25R-CTFPR/L16	TPMN1603	25	17	200	34	3°	SMT-321	CS20045	CP50-22	CS7-6024	LW030
S32S-CTFPR/L16	TPMN1603	32	22	250	44	3°	SMT-321	CS20045	CP50-22	CS7-6024	LW030



# Boring Bars 内孔車刀



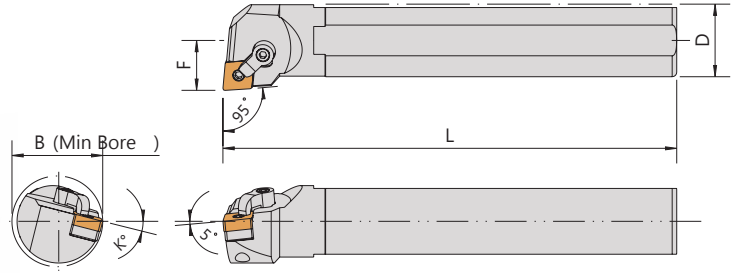
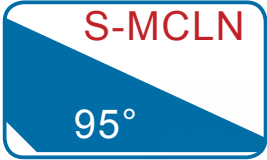
Order No.	Insert	Dimensions					Parts					Wrench
		Right / Left	D	F	L	B	K°	△	⊗	⌒	⊗	
S12M-CTUPR/L11	TPMN1103		12	9	150	16	0°	—	—	CP50-27S		LW025
S16Q-CTUPR/L11	TPMN1103		16	11	180	20	3°	—	—	CP50-21	CS7-5015	LW025
S20R-CTUPR/L11	TPMN1103		20	13	200	25	3°	—	—	CP50-21	CS7-5015	LW025
S25R-CTUPR/L16	TPMN1603		25	17	200	32	3°	SMT-321	CS20045	CP50-22	CS7-6024	LW030
S32S-CTUPR/L16	TPMN1603		32	22	250	40	3°	SMT-321	CS20045	CP50-22	CS7-6024	LW030



Order No.	Insert	Dimensions					Parts					Wrench	
		Right / Left	D	F	L	B	K°	⊗	⊗	⌒	⊗		
S20R-MCKNR/L12	CNMG1204		20	13	200	25	17°	—	LCS-511	CP50-26	CS7-5018	LW025	—
S25R-MCKNR/L12	CNMG1204		25	17	200	32	14°	—	LCS-511	CP50-22	CS7-6024	LW025	LW030
S32S-MCKNR/L12	CNMG1204		32	22	250	40	14°	SMC-432	LCS-617	CP50-22	CS7-6024	—	LW030
S40T-MCKNR/L12	CNMG1204		40	27	300	50	12°	SMC-432	LCS-617	CP50-22	CS7-6030	—	LW030
S50U-MCKNR/L12	CNMG1204		50	35	350	63	12°	SMC-432	LCS-617	CP50-22	CS7-6030	—	LW030



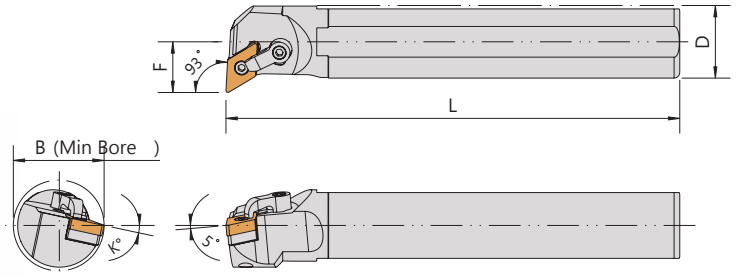
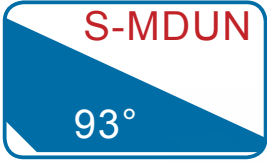
# Boring Bars 内孔車刀



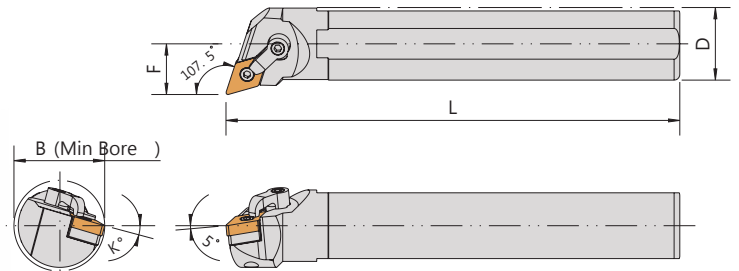
Order No.	Insert	Dimensions					K°	Insert	Parts			Wrench	
		D	F	L	B	Right / Left			Wrench	Wrench	Wrench		
S16Q-MCLNR/L12	CNMG1204	16	11	180	20	20°	—	LCS-511	CP50-26	CS7-5018	LW025	—	
S20R-MCLNR/L12	CNMG1204	20	13	200	25	17°	—	LCS-511	CP50-26	CS7-5018	LW025	—	
S25R-MCLNR/L12	CNMG1204	25	17	200	32	14°	—	LCS-511	CP50-22	CS7-6024	LW025	LW030	
S32S-MCLNR/L12	CNMG1204	32	22	250	40	14°	SMC-432	LCS-617	CP50-22	CS7-6030	—	LW030	
S40T-MCLNR/L12	CNMG1204	40	27	300	50	12°	SMC-432	LCS-617	CP50-22	CS7-6030	—	LW030	
S50U-MCLNR/L12	CNMG1204	50	35	350	63	12°	SMC-432	LCS-617	CP50-22	CS7-6030	—	LW030	
S60V-MCLNR/L12	CNMG1204	60	36	400	70	10°	SMC-432	LCS-617	CP50-22	CS7-6030	—	LW030	
S63Y-MCLNR/L12	CNMG1204	63	38	500	75	10°	SMC-432	LCS-617	CP50-22	CS7-6030	—	LW030	
S40T-MCLNR/L16	CNMG1606	40	27	300	50	11°	SMC-533	LCS-0822	CP50-22	CS7-6030	—	LW030	
S50U-MCLNR/L16	CNMG1606	50	35	350	63	12°	SMC-533	LCS-0822	CP50-22	CS7-6030	—	LW030	
S63Y-MCLNR/L16	CNMG1606	63	38	500	75	10°	SMC-533	LCS-0822	CP50-22	CS7-6030	—	LW030	
S50U-MCLNR/L19	CNMG1906	50	35	350	63	12°	SMC-633	LCS-1022	CP50-29	CS7-8030	—	LW030	
S63Y-MCLNR/L19	CNMG1906	63	38	500	75	10°	SMC-633	LCS-1022	CP50-29	CS7-8030	—	LW030	



# Boring Bars 内孔車刀



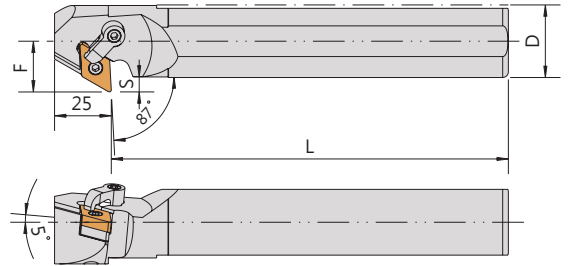
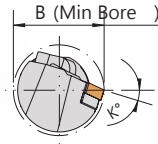
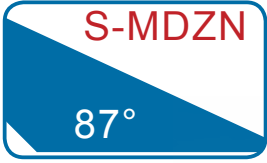
Order No.	Insert	Dimensions					Parts					Wrench
		Right / Left	D	F	L	B	K°	Insert	Holder	Clamp	Locking Ring	
S25R-MDUNR/L1504	DNMG1504	25	17	200	32	15°	SMD-463	LCS-619	CP50-24	CS7-6024	LW030	
S32S-MDUNR/L1504	DNMG1504	32	22	250	40	12°	SMD-463	LCS-619	CP50-24	CS7-6024	LW030	
S40T-MDUNR/L1504	DNMG1504	40	27	300	50	10°	SMD-463	LCS-619	CP50-24	CS7-6030	LW030	
S50U-MDUNR/L1504	DNMG1504	50	35	350	63	10°	SMD-463	LCS-619	CP50-24	CS7-6030	LW030	
S32S-MDUNR/L1506	DNMG1506	32	22	250	40	17°	SMD-443	LCS-619	CP50-24	CS7-6024	LW030	
S40T-MDUNR/L1506	DNMG1506	40	27	300	50	15°	SMD-443	LCS-619	CP50-24	CS7-6030	LW030	
S50U-MDUNR/L1506	DNMG1506	50	35	350	63	12°	SMD-443	LCS-619	CP50-24	CS7-6030	LW030	



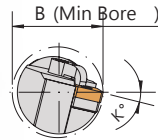
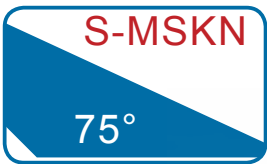
Order No.	Insert	Dimensions					Parts					Wrench
		Right / Left	D	F	L	B	K°	Insert	Holder	Clamp	Locking Ring	
S25R-MDQNR/L1504	DNMG1504	25	17	200	32	15°	SMD-463	LCS-619	CP50-24	CS7-6024	LW030	
S32S-MDQNR/L1504	DNMG1504	32	22	250	40	12°	SMD-463	LCS-619	CP50-24	CS7-6024	LW030	
S40T-MDQNR/L1504	DNMG1504	40	27	300	50	10°	SMD-463	LCS-619	CP50-24	CS7-6030	LW030	
S50U-MDQNR/L1504	DNMG1504	50	35	350	63	10°	SMD-463	LCS-619	CP50-24	CS7-6030	LW030	
S32S-MDQNR/L1506	DNMG1506	32	22	250	40	17°	SMD-443	LCS-619	CP50-24	CS7-6024	LW030	
S40T-MDQNR/L1506	DNMG1506	40	27	300	50	15°	SMD-443	LCS-619	CP50-24	CS7-6030	LW030	
S50U-MDQNR/L1506	DNMG1506	50	35	350	63	12°	SMD-443	LCS-619	CP50-24	CS7-6030	LW030	



# Boring Bars 内孔車刀



Order No.	Insert	Dimensions						Parts					Wrench
		Right / Left	D	F	S	L	B	K°	Insert	Holder	Clamp	Locking Ring	
S32S-MDZNR/L1504	DNMG1504		32	22	6	250	40	17°	SMD-463	LCS-619	CP50-24	CS7-6024	LW030
S40T-MDZNR/L1504	DNMG1504		40	27	7	300	50	15°	SMD-463	LCS-619	CP50-24	CS7-6030	LW030
S50U-MDZNR/L1504	DNMG1504		50	35	10	350	63	12°	SMD-463	LCS-619	CP50-24	CS7-6030	LW030
S32S-MDZNR/L1506	DNMG1506		32	22	6	250	40	17°	SMD-443	LCS-619	CP50-24	CS7-6024	LW030
S40T-MDZNR/L1506	DNMG1506		40	27	7	300	50	15°	SMD-443	LCS-619	CP50-24	CS7-6030	LW030
S50U-MDZNR/L1506	DNMG1506		50	35	10	350	63	12°	SMD-443	LCS-619	CP50-24	CS7-6030	LW030

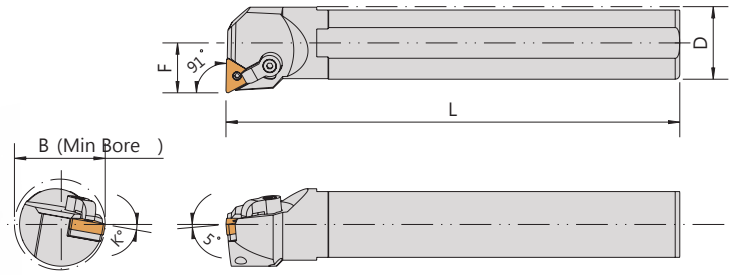
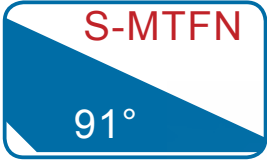


Order No.	Insert	Dimensions						Parts					Wrench
		Right / Left	D	F	L	B	K°	Insert	Holder	Clamp	Locking Ring		
S20R-MSKNR/L12	SNMG1204		20	13	200	25	17°	—	LCS-511	CP50-26	CS7-5018	LW025	—
S25R-MSKNR/L12	SNMG1204		25	17	200	32	14°	—	LCS-511	CP50-22	CS7-6024	LW025	LW030
S32S-MSKNR/L12	SNMG1204		32	22	250	40	14°	SMS-432	LCS-617	CP50-22	CS7-6030	—	LW030
S40T-MSKNR/L12	SNMG1204		40	27	300	50	15°	SMS-432	LCS-617	CP50-22	CS7-6030	—	LW030
S50U-MSKNR/L12	SNMG1204		50	35	350	63	12°	SMS-432	LCS-617	CP50-22	CS7-6030	—	LW030
S40T-MSKNR/L15	SNMG1506		40	27	300	50	15°	SMS-533	LCS-0822	CP50-22	CS7-6030	—	LW030
S50U-MSKNR/L19	SNMG1906		50	35	350	63	8°	SMS-633	LCS-1022	CP50-29	CS7-8030	—	LW030

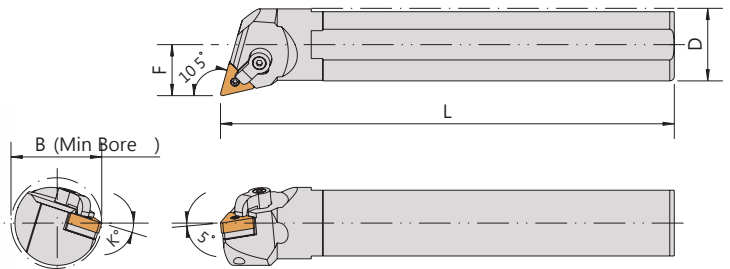




# Boring Bars 内孔車刀

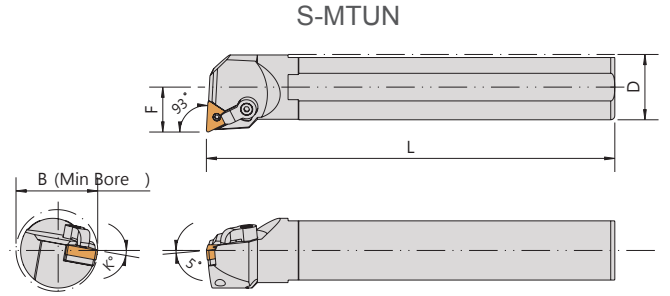
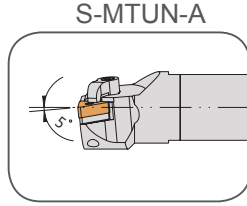


Order No.	Insert	Dimensions					K°	Insert Symbol	Parts			Wrench	
		D	F	L	B	Right / Left			Symbol	Symbol	Symbol	Symbol	Symbol
S20R-MTFNR/L16	TNMG1604	20	13	200	25	17°	—	LCS-510	CP50-26	CS7-5018	LW020	LW025	
S25R-MTFNR/L16	TNMG1604	25	17	200	32	12°	—	LCS-510	CP50-22	CS7-6024	LW020	LW030	
S32S-MTFNR/L16	TNMG1604	32	22	250	40	10°	SMT-322	LCS-513	CP50-22	CS7-6024	LW020	LW030	
S40T-MTFNR/L16	TNMG1604	40	27	300	50	10°	SMT-322	LCS-513	CP50-22	CS7-6030	LW020	LW030	
S50U-MTFNR/L16	TNMG1604	50	35	350	63	8°	SMT-322	LCS-513	CP50-22	CS7-6030	LW020	LW030	
S40T-MTFNR/L22	TNMG2204	40	27	300	50	9°	SMT-433	LCS-617	CP50-28	CS7-8030	LW030	LW040	
S50U-MTFNR/L22	TNMG2204	50	35	350	63	7°	SMT-433	LCS-617	CP50-28	CS7-8030	LW030	LW040	



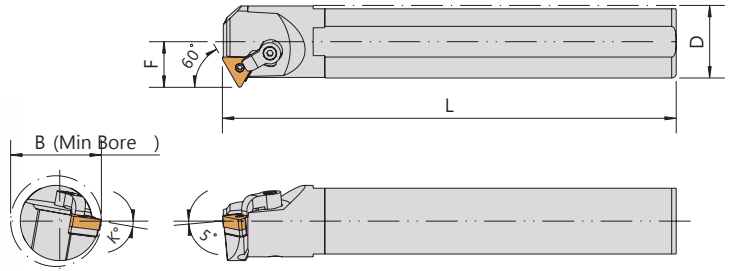
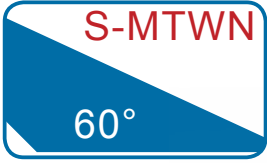
Order No.	Insert	Dimensions					K°	Insert Symbol	Parts			Wrench	
		D	F	L	B	Right / Left			Symbol	Symbol	Symbol	Symbol	Symbol
S20R-MTQNR/L16	TNMG1604	20	12.5	200	25	15°	—	LCS-510	CP50-26	CS7-5018	LW020	LW025	
S25R-MTQNR/L16	TNMG1604	25	16	200	32	12°	—	LCS-510	CP50-22	CS7-6024	LW020	LW030	
S32S-MTQNR/L16	TNMG1604	32	22.5	250	40	17°	SMT-322	LCS-513	CP50-22	CS7-6024	LW020	LW030	
S40T-MTQNR/L16	TNMG1604	40	26.5	300	50	15°	SMT-322	LCS-513	CP50-22	CS7-6030	LW020	LW030	
S50U-MTQNR/L16	TNMG1604	50	31	350	63	12°	SMT-322	LCS-513	CP50-22	CS7-6030	LW030	LW030	

**S-MTUN**  
**S-MTUN-A**  
**93°**

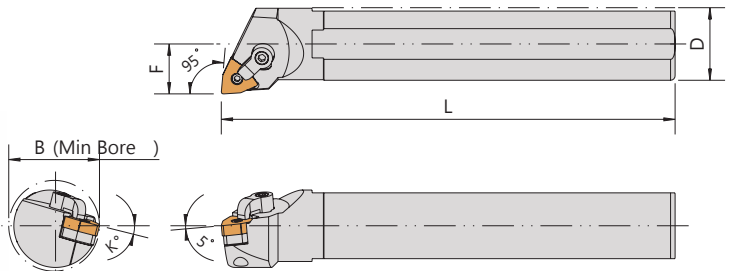
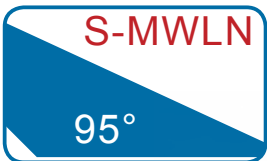


Order No.	Insert	Dimensions					Parts				Wrench	
		Right / Left	D	F	L	B	K°	Insert	Holder	Tool	Wrench 1	Wrench 2
S16Q-MTUNR/L16	TNMG1604	16	11	180	20	20°	—	LCS-510	CP50-26S	CS7-5018	LW020	LW025
S20R-MTUNR/L16	TNMG1604	20	13	200	25	17°	—	LCS-510	CP50-26	CS7-5018	LW020	LW025
S25R-MTUNR/L16	TNMG1604	25	17	200	32	12°	—	LCS-510	CP50-22	CS7-6024	LW020	LW030
S32S-MTUNR/L16	TNMG1604	32	22	250	40	10°	SMT-322	LCS-513	CP50-22	CS7-6024	LW020	LW030
S40T-MTUNR/L16	TNMG1604	40	26.5	300	50	10°	SMT-322	LCS-513	CP50-22	CS7-6030	LW020	LW030
S50U-MTUNR/L16	TNMG1604	50	31	350	63	8°	SMT-322	LCS-513	CP50-22	CS7-6030	LW020	LW030
S60V-MTUNR/L16	TNMG1604	60	36	400	70	10°	SMT-322	LCS-513	CP50-22	CS7-6030	LW020	LW030
S63Y-MTUNR/L16	TNMG1604	63	37.5	500	75	10°	SMT-322	LCS-513	CP50-22	CS7-6030	LW020	LW030
S40T-MTUNR/L22	TNMG2204	40	26.5	300	50	15°	SMT-433	LCS-617	CP50-28	CS7-8030	LW030	LW040
S50U-MTUNR/L22	TNMG2204	50	31	350	63	12°	SMT-433	LCS-617	CP50-28	CS7-8030	LW030	LW040

S16Q-MTUNR/L16A	TNMG1604	16	11	180	20	20°	—	LCS-510	CP50-26S	CS7-5018	LW020	LW025
S20R-MTUNR/L16A	TNMG1604	20	13	200	25	17°	—	LCS-510	CP50-26	CS7-5018	LW020	LW025
S25R-MTUNR/L16A	TNMG1604	25	17	200	32	12°	—	LCS-510	CP50-22	CS7-6024	LW020	LW030
S32S-MTUNR/L16A	TNMG1604	32	22	250	40	10°	SMT-322	LCS-513	CP50-22	CS7-6024	LW020	LW030
S40T-MTUNR/L16A	TNMG1604	40	26.5	300	50	10°	SMT-322	LCS-513	CP50-22	CS7-6030	LW020	LW030
S50U-MTUNR/L16A	TNMG1604	50	31	350	63	8°	SMT-322	LCS-513	CP50-22	CS7-6030	LW020	LW030
S60V-MTUNR/L16A	TNMG1604	60	36	400	70	10°	SMT-322	LCS-513	CP50-22	CS7-6030	LW020	LW030
S63Y-MTUNR/L16A	TNMG1604	63	37.5	500	75	10°	SMT-322	LCS-513	CP50-22	CS7-6030	LW020	LW030
S40T-MTUNR/L22A	TNMG2204	40	26.5	300	50	15°	SMT-433	LCS-617	CP50-28	CS7-8030	LW030	LW040
S50U-MTUNR/L22A	TNMG2204	50	31	350	63	12°	SMT-433	LCS-617	CP50-28	CS7-8030	LW030	LW040



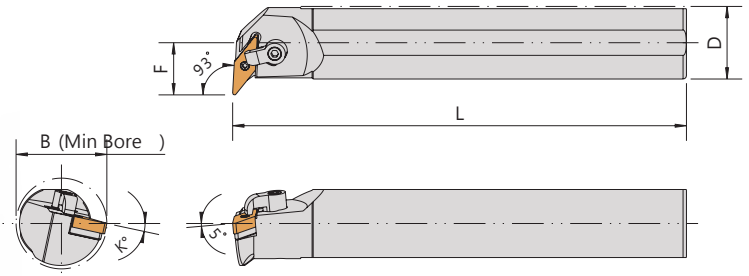
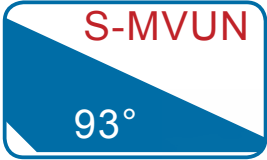
Order No.	Insert	Dimensions					Parts				Wrench	
		Right / Left	D	F	L	B	K°	Insert	Holder	Locking Pin	Wrench	
S16Q-MTWNR/L16	TNMG1604	16	11	180	20	20°	—	LCS-510	CP50-26S	CS7-5018	LW020	LW025
S20R-MTWNR/L16	TNMG1604	20	13	200	25	17°	—	LCS-510	CP50-26	CS7-5018	LW020	LW025
S25R-MTWNR/L16	TNMG1604	25	17	200	32	12°	—	LCS-510	CP50-22	CS7-6024	LW020	LW030
S32S-MTWNR/L16	TNMG1604	32	20	250	40	10°	SMT-322	LCS-513	CP50-22	CS7-6024	LW020	LW030
S40T-MTWNR/L16	TNMG1604	40	24	300	50	15°	SMT-322	LCS-513	CP50-22	CS7-6030	LW020	LW030
S50U-MTWNR/L16	TNMG1604	50	29	350	57	12°	SMT-322	LCS-513	CP50-22	CS7-6030	LW020	LW030



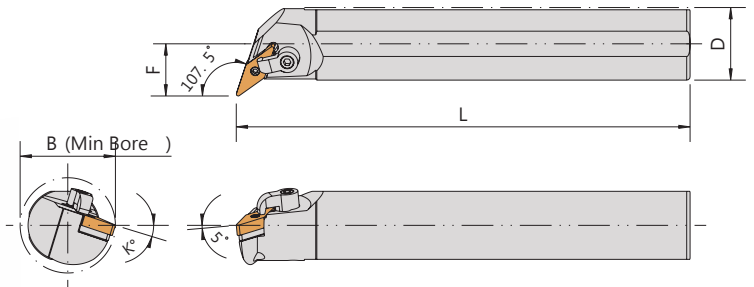
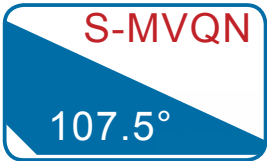
Order No.	Insert	Dimensions					Parts				Wrench	
		Right / Left	D	F	L	B	K°	Insert	Holder	Locking Pin	Wrench	
S16Q-MWLNR/L06	WNMG0604	16	11	180	22	18°	—	LCS-510	CP50-26	CS7-5018	LW020	LW025
S20R-MWLNR/L08	WNMG0804	20	13	200	25	17°	—	LCS-511	CP50-26	CS7-5018	—	LW025
S25R-MWLNR/L08	WNMG0804	25	17	200	32	14°	—	LCS-511	CP50-22	CS7-6024	LW025	LW030
S32S-MWLNR/L08	WNMG0804	32	22	250	40	14°	SMW-432	LCS-617	CP50-22	CS7-6030	—	LW030
S40T-MWLNR/L08	WNMG0804	40	27	300	50	12°	SMW-432	LCS-617	CP50-22	CS7-6030	—	LW030
S50U-MWLNR/L08	WNMG0804	50	35	350	63	12°	SMW-432	LCS-617	CP50-22	CS7-6030	—	LW030
S63Y-MWLNR/L08	WNMG0804	63	38	500	75	10°	SMW-432	LCS-617	CP50-22	CS7-6030	—	LW030



# Boring Bars 内孔車刀



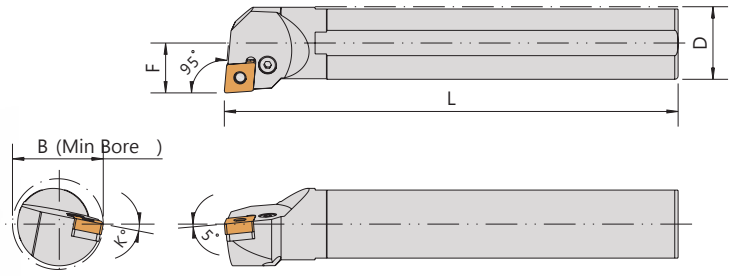
Order No.	Insert	Dimensions					Parts				Wrench	
		D	F	L	B	K°	Insert	Holder	Locking Pin	Wrench 1	Wrench 2	
S25R-MVUNR/L16	VNMG1604	25	20	200	37	12°	SMV-322	LCS-513	CP50-22	CS7-6024	LW020	LW030
S32S-MVUNR/L16	VNMG1604	32	22	250	40	12°	SMV-322	LCS-513	CP50-22	CS7-6030	LW020	LW030
S40T-MVUNR/L16	VNMG1604	40	27	300	50	15°	SMV-322	LCS-513	CP50-22	CS7-6030	LW020	LW030
S50U-MVUNR/L16	VNMG1604	50	32	350	63	12°	SMV-322	LCS-513	CP50-22	CS7-6030	LW020	LW030



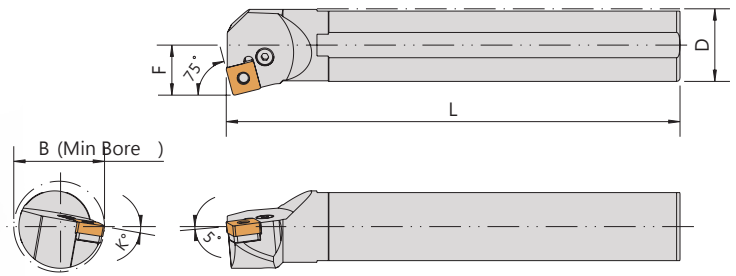
Order No.	Insert	Dimensions					Parts				Wrench	
		D	F	L	B	K°	Insert	Holder	Locking Pin	Wrench 1	Wrench 2	
S25R-MVQNR/L16	VNMG1604	25	20	200	33	12°	SMV-322	LCS-513	CP50-22	CS7-6024	LW020	LW030
S32S-MVQNR/L16	VNMG1604	32	23	250	40	17°	SMV-322	LCS-513	CP50-22	CS7-6024	LW020	LW030
S40T-MVQNR/L16	VNMG1604	40	27	300	50	15°	SMV-322	LCS-513	CP50-22	CS7-6030	LW020	LW030
S50U-MVQNR/L16	VNMG1604	50	33	350	63	12°	SMV-322	LCS-513	CP50-22	CS7-6030	LW020	LW030



# Boring Bars 内孔車刀



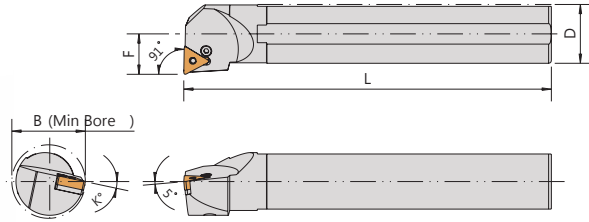
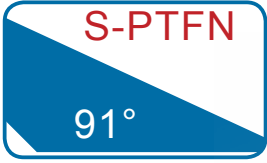
Order No.	Insert	Dimensions					K°	Insert	Parts			Wrench
		D	F	L	B	CS-LSP			CP-LL	CS-LS		
S16Q-PCLNR/L09	CNMG0903	16	11	180	20	14°	—	CS-LSP2	CP-LL2	CS-LS2	LW025	
S20R-PCLNR/L09	CNMG0903	20	13	200	25	12°	—	CS-LSP2	CP-LL2	CS-LS2	LW025	
S25R-PCLNR/L09	CNMG0903	25	17	200	32	11°	SMC-322	CS-LSP3	CP-LL3	CS-LS3	LW025	
S25R-PCLNR/L12	CNMG1204	25	17	200	32	11°	—	CS-LSP5	CP-LL5	CS-LS3	LW025	
S32S-PCLNR/L12	CNMG1204	32	22	250	40	11°	SMC-422	CS-LSP4	CP-LL4	CS-LS4	LW030	
S40T-PCLNR/L12	CNMG1204	40	27	300	50	10°	SMC-422	CS-LSP4	CP-LL4	CS-LS4	LW030	



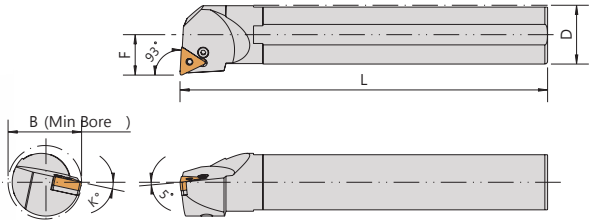
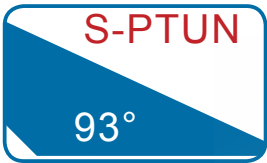
Order No.	Insert	Dimensions					K°	Insert	Parts			Wrench
		D	F	L	B	CS-LSP			CP-LL	CS-LS		
S25R-PSKNR/L12	SNMG1204	25	17	200	30	10°	—	CS-LSP5	CP-LL5	CS-LS3	LW025	
S32S-PSKNR/L12	SNMG1204	32	22	250	40	10°	SMS-422	CS-LSP4	CP-LL4	CS-LS4	LW030	
S40T-PSKNR/L12	SNMG1204	40	27	300	48	10°	SMS-422	CS-LSP4	CP-LL4	CS-LS4	LW030	



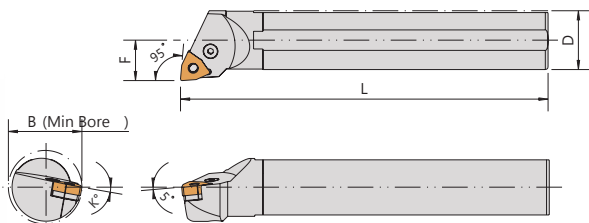
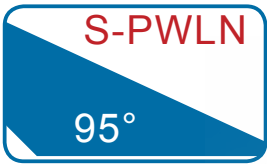
# Boring Bars 内孔車刀



Order No.	Insert	Dimensions					Parts					Wrench
		Right / Left	D	F	L	B	K°	Insert	Holder	Clamp	Locking Pin	
S20R-PTFNR/L16	TNMG1604	20	17	200	25	17°	SMT-31T	CS-LSP3	CP-LL6	CS-LS6	LW030	
S25R-PTFNR/L16	TNMG1604	25	17	200	30	15°	SMT-31T	CS-LSP3	CP-LL3	CS-LS3	LW025	
S32S-PTFNR/L16	TNMG1604	32	22	250	40	12°	SMT-31T	CS-LSP3	CP-LL3	CS-LS3	LW025	
S40T-PTFNR/L16	TNMG1604	40	27	300	48	10°	SMT-31T	CS-LSP3	CP-LL3	CS-LS3	LW025	



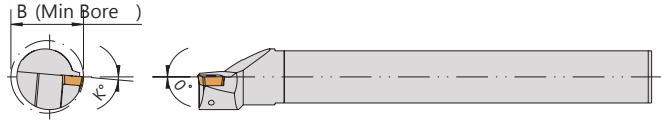
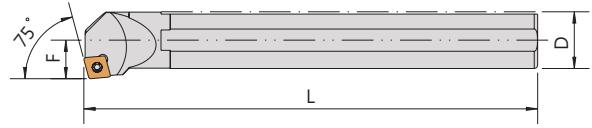
Order No.	Insert	Dimensions					Parts					Wrench
		Right / Left	D	F	L	B	K°	Insert	Holder	Clamp	Locking Pin	
S20R-PTUNR/L16	TNMG1604	20	17	200	25	17°	SMT-31T	CS-LSP3	CP-LL6	CS-LS6	LW030	
S25R-PTUNR/L16	TNMG1604	25	17	200	30	15°	SMT-31T	CS-LSP3	CP-LL3	CS-LS3	LW025	
S32S-PTUNR/L16	TNMG1604	32	22	250	40	12°	SMT-31T	CS-LSP3	CP-LL3	CS-LS3	LW025	
S40T-PTUNR/L16	TNMG1604	40	27	300	48	10°	SMT-31T	CS-LSP3	CP-LL3	CS-LS3	LW025	



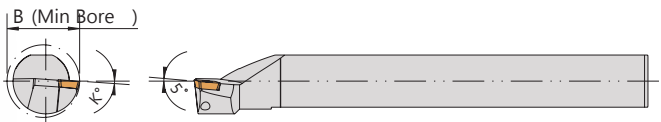
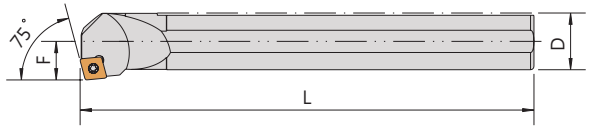
Order No.	Insert	Dimensions					Parts					Wrench
		Right / Left	D	F	L	B	K°	Insert	Holder	Clamp	Locking Pin	
S16R-PWLNR/L06	WNMG0604	16	11	200	20	14°	—	CS-LSP2	CP-LL2	CS-LS2	LW025	
S20S-PWLNR/L06	WNMG0604	20	13	250	25	12°	—	CS-LSP2	CP-LL2	CS-LS2	LW025	
S25T-PWLNR/L06	WNMG0604	25	17	300	32	12°	—	CS-LSP2	CP-LL2	CS-LS2	LW025	
S32U-PWLNR/L06	WNMG0604	32	22	350	40	10°	—	CS-LSP2	CP-LL2	CS-LS2	LW025	
S25R-PWLNR/L08	WNMG0804	25	17	200	30	12°	—	CS-LSP5	CP-LL5	CS-LS3	LW030	
S32S-PWLNR/L08	WNMG0804	32	22	250	40	10°	SMW-423	CS-LSP4	CP-LL4	CS-LS4	LW030	
S40T-PWLNR/L08	WNMG0804	40	27	300	48	8°	SMW-423	CS-LSP4	CP-LL4	CS-LS4	LW030	



# Boring Bars 内孔車刀



Order No.	Insert	Dimensions					Parts	Wrench
Right / Left		D	F	L	B	K°		
S08H-SCKCR/L06	CCMT0602	8	6	100	12	13°	CS25050	FT-7
S10K-SCKCR/L06	CCMT0602	10	7	125	14	12°	CS25060	FT-7
S12M-SCKCR/L06	CCMT0602	12	9	150	16	9°	CS25060	FT-7
S16Q-SCKCR/L06	CCMT0602	16	9.5	180	20	7°	CS25060	FT-7
S12M-SCKCR/L09	CCMT09T3	12	8	150	16	13°	CS35075	FT-15
S16Q-SCKCR/L09	CCMT09T3	16	9.5	180	20	9°	CS35090	FT-15
S20R-SCKCR/L09	CCMT09T3	20	13	200	25	7°	CS35090	FT-15
S25R-SCKCR/L09	CCMT09T3	25	17	200	32	5°	CS35090	FT-15

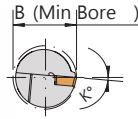
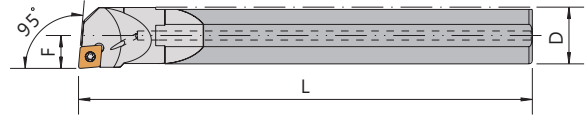


Order No.	Insert	Dimensions					Parts	Wrench
Right / Left		D	F	L	B	K°		
S08H-SCKPR/L06	CPMT0602	8	6	100	10	10°	CS25050	FT-7
S10K-SCKPR/L06	CPMT0602	10	7	125	13	8°	CS25060	FT-7
S12M-SCKPR/L06	CPMT0602	12	9	150	16	6°	CS25060	FT-7
S16Q-SCKPR/L06	CPMT0606	16	11	180	20	6°	CS25060	FT-7
S12M-SCKPR/L09	CPMT0903	12	9	150	16	6°	CS40090	FT-15
S16Q-SCKPR/L09	CPMT0903	16	11	180	20	4°	CS40090	FT-15
S20R-SCKPR/L09	CPMT0903	20	13	200	25	4°	CS40090	FT-15
S25R-SCKPR/L09	CPMT0903	25	17	200	32	4°	CS40090	FT-15



# Boring Bars 內孔車刀

C-SCLC  
E-SCLC  
L-SCLC  
95°



C-Carbide Shank 錫鋼柄  
E-Carbide Shank with Coolant 附油孔錫鋼柄  
L-Anti-vibration shank with coolant

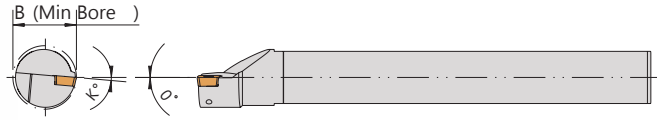
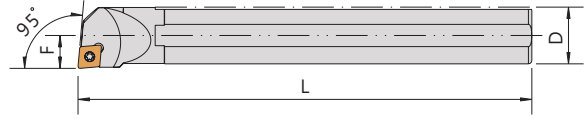
Order No.	Insert	Dimensions					Parts	Wrench
Right / Left		D	F	L	B	K°		
C08K-SCLCR06-10	CCMT0602	8	5	125	10	9°	CS25050	FT-7
C10M-SCLCR06-12	CCMT0602	10	6	150	12	7°	CS25050	FT-7
C12Q-SCLCR06-14	CCMT0602	12	7	180	14	6°	CS25050	FT-7
C16R-SCLCR06-18	CCMT0602	16	9	200	18	7°	CS25060	FT-7
C12Q-SCLCR09-14	CCMT09T3	12	7	180	14	6°	CS35075	FT-15
C16R-SCLCR09-18	CCMT09T3	16	9	200	18	7°	CS35075	FT-15
C20S-SCLCR09-22	CCMT09T3	20	11	250	22	5°	CS35090	FT-15
C25T-SCLCR09-28	CCMT09T3	25	14.5	300	28	5°	CS35090	FT-15
E08M-SCLCR06-10	CCMT0602	8	5	150	10	9°	CS25050	FT-7
E10Q-SCLCR06-12	CCMT0602	10	6	180	12	7°	CS25050	FT-7
E12R-SCLCR06-14	CCMT0602	12	7	200	14	6°	CS25050	FT-7
E12R-SCLCR09-14	CCMT09T3	12	7	200	14	6°	CS35075	FT-15
E16R-SCLCR09-18	CCMT09T3	16	9	200	18	7°	CS35075	FT-15
E20S-SCLCR09-22	CCMT09T3	20	11	250	22	5°	CS35090	FT-15
E25T-SCLCR09-28	CCMT09T3	25	14.5	300	28	5°	CS35090	FT-15
L08K-SCLCR06-10	CCMT0602	8	5	125	10	9°	CS25050	FT-7
L10K-SCLCR06-12	CCMT0602	10	6	125	12	7°	CS25050	FT-7
L12M-SCLCR06-14	CCMT0602	12	7	150	14	6°	CS25050	FT-7
L16R-SCLCR09-18	CCMT09T3	16	9	200	18	6°	CS35075	FT-15





# Boring Bars 内孔車刀

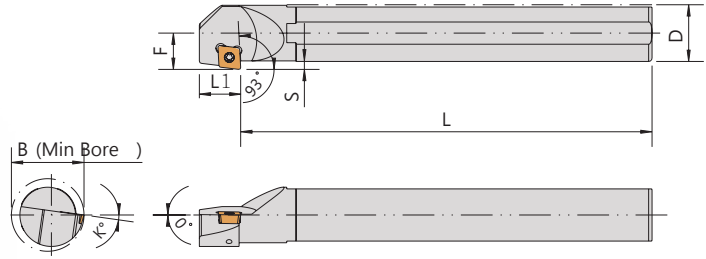
S-SCLC  
S-SCLC-S  
95°



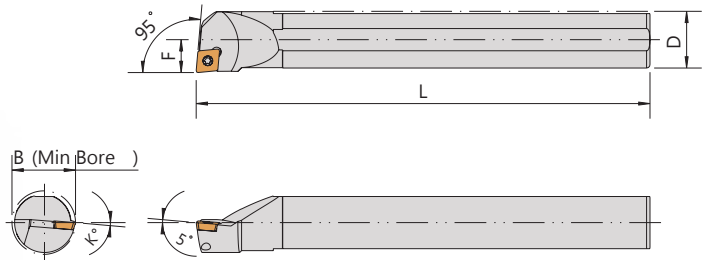
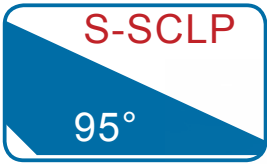
Order No.	Insert	Dimensions					K°	Parts			Wrench	
		Right / Left		D	F	L		B				
S08H-SCLCR/L06	CCMT0602		8	6	100	12	13°	—	—	CS25050	FT-7	—
S08H-SCLCR/L06-10	CCMT0602		8	5	100	10	13°	—	—	CS25050	FT-7	—
S10K-SCLCR/L06	CCMT0602		10	7	125	14	12°	—	—	CS25060	FT-7	—
S10K-SCLCR/L06-12	CCMT0602		10	6	125	12	12°	—	—	CS25060	FT-7	—
S12M-SCLCR/L06	CCMT0602		12	9	150	16	9°	—	—	CS25060	FT-7	—
S12M-SCLCR/L06-14	CCMT0602		12	7	150	14	9°	—	—	CS25060	FT-7	—
S16Q-SCLCR/L06	CCMT0602		16	11	180	20	7°	—	—	CS25060	FT-7	—
S16Q-SCLCR/L06-18	CCMT0602		16	9	180	18	7°	—	—	CS25060	FT-7	—
S12M-SCLCR/L09	CCMT09T3		12	9	150	16	13°	—	—	CS35075	FT-15	—
S12M-SCLCR/L09-14	CCMT09T3		12	7	150	14	13°	—	—	CS35075	FT-15	—
S16Q-SCLCR/L09	CCMT09T3		16	11	180	20	9°	—	—	CS35075	FT-15	—
S16Q-SCLCR/L09-18	CCMT09T3		16	9	180	18	9°	—	—	CS35075	FT-15	—
S20R-SCLCR/L09	CCMT09T3		20	13	200	25	7°	—	—	CS35090	FT-15	—
S20R-SCLCR/L09-22	CCMT09T3		20	11	200	22	5°	—	—	CS35090	FT-15	—
S25R-SCLCR/L09	CCMT09T3		25	17	200	32	5°	—	—	CS35090	FT-15	—
S25R-SCLCR/L09-28	CCMT09T3		25	14.5	200	28	5°	—	—	CS35090	FT-15	—
S32S-SCLCR/L09	CCMT09T3		32	17.5	250	40	5°	—	—	CS35110	FT-15	—
S20R-SCLCR/L12	CCMT1204		20	13	200	25	8°	—	—	CS40115	FT-15	—
S25R-SCLCR/L12	CCMT1204		25	17	200	32	8°	—	—	CS40115	FT-15	—
S32S-SCLCR/L12S	CCMT1204		32	22	250	40	6°	SMC-453	SN630	CS40145	FT-15	LW040
S40T-SCLCR/L12S	CCMT1204		40	27	300	50	4°					



# Boring Bars 内孔車刀



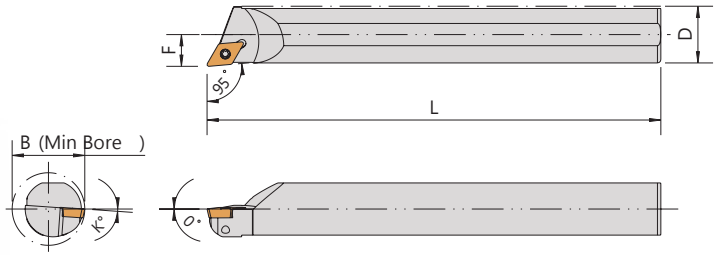
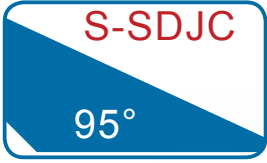
Order No.	Insert	Dimensions							Parts	Wrench	
		Right / Left	D	F	S	L	B	L1			K°
S08H-SCZCR/L06	CCMT0602		8	6.5	2.5	100	12	10	13°	CS25050	FT-7
S10K-SCZCR/L06	CCMT0602		10	7.5	2.5	125	14	10	12°	CS25060	FT-7
S12M-SCZCR/L06	CCMT0602		12	8.5	2.5	150	16	10	10°	CS25060	FT-7
S16Q-SCZCR/L09	CCMT09T3		16	11.5	3.5	180	21	16	10°	CS35090	FT-15
S20R-SCZCR/L09	CCMT09T3		20	13.5	3.5	200	25	18	8°	CS35090	FT-15
S25R-SCZCR/L09	CCMT09T3		25	16	3.5	200	32	18	8°	CS35090	FT-15



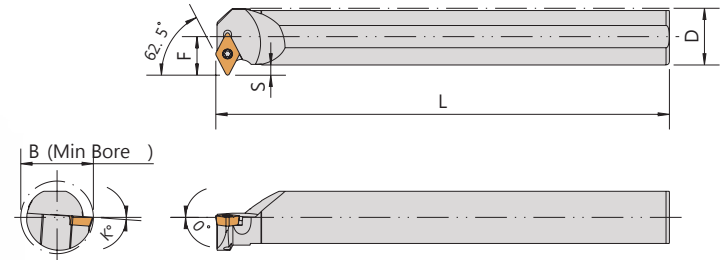
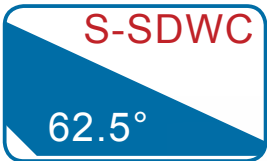
Order No.	Insert	Dimensions					Parts	Wrench	
		Right / Left	D	F	L	B			K°
S08H-SCLPR/L06	CPMT0602		8	6	100	12	7°	CS25050	FT-7
S10K-SCLPR/L06	CPMT0602		10	7	125	14	7°	CS25060	FT-7
S12M-SCLPR/L06	CPMT0602		12	9	150	16	6°	CS25060	FT-7
S10K-SCLPR/L08	CPMT0802		10	7	125	14	7°	CS30070	FT-10
S10K-SCLPR/L08-12	CPMT0802		10	6	125	12	7°	CS30070	FT-10
S12M-SCLPR/L08	CPMT0802		12	8	150	16	6°	CS30070	FT-10
S12M-SCLPR/L08-14	CPMT0802		12	7	150	14	6°	CS30070	FT-10
S16Q-SCLPR/L08	CPMT0802		16	9	180	18	7°	CS30070	FT-10
S12M-SCLPR/L09	CPMT0903		12	9	150	16	12°	CS40090	FT-15
S16Q-SCLPR/L09	CPMT0903		16	11	180	20	7°	CS40090	FT-15
S16Q-SCLPR/L09-18	CPMT0903		16	9	180	18	7°	CS40090	FT-15
S20R-SCLPR/L09	CPMT0903		20	13	200	25	5°	CS40090	FT-15
S20R-SCLPR/L09-22	CPMT0903		20	11	200	22	5°	CS40090	FT-15
S25R-SCLPR/L09	CPMT0903		25	17	200	32	5°	CS40090	FT-15
S25R-SCLPR/L09-28	CPMT0903		25	14.5	200	28	5°	CS40090	FT-15
S32S-SCLPR/L09	CPMT0903		32	17.5	250	39	5°	CS40090	FT-15



# Boring Bars 内孔車刀



Order No.	Insert	Dimensions					Parts	Wrench
Right / Left		D	F	L	B	K°		
S08K-SDJCR/L07	DCMT0702	8	5	125	11	10°	CS25050	FT-7
S10M-SDJCR/L07	DCMT0702	10	6	150	13	10°	CS25060	FT-7
S12M-SDJCR/L07	DCMT0702	12	7	150	19	10°	CS25060	FT-7
S16Q-SDJCR/L07	DCMT0702	16	9.5	180	23	8°	CS25060	FT-7
S16Q-SDJCR/L11	DCMT11T3	16	9.5	180	23	8°	CS35095	FT-15
S20R-SDJCR/L11	DCMT11T3	20	11.5	200	27	6°	CS35095	FT-15
S25R-SDJCR/L11	DCMT11T3	25	14	200	32	4°	CS35095	FT-15
S32S-SDJCR/L11	DCMT11T3	32	17.5	250	40	2°	CS35095	FT-15

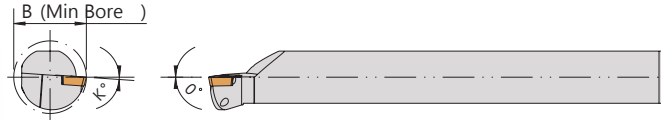
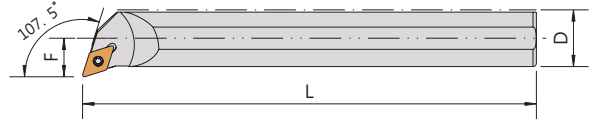


Order No.	Insert	Dimensions						Parts	Wrench
Right / Left		D	F	S	L	B	K°		
S12M-SDWCR/L07	DCMT0702	12	10.5	4.5	150	19	10°	CS25060	FT-7
S16Q-SDWCR/L07	DCMT0702	16	12.5	4.5	180	23	8°	CS25060	FT-7
S16Q-SDWCR/L11	DCMT11T3	16	12.5	4.5	180	23	8°	CS35095	FT-15
S20R-SDWCR/L11	DCMT11T3	20	14.5	4.5	200	27	6°	CS35095	FT-15
S25R-SDWCR/L11	DCMT11T3	25	17	4.5	200	32	4°	CS35095	FT-15
S32S-SDWCR/L11	DCMT11T3	32	20	4	250	40	2°	CS35095	FT-15



# Boring Bars 內孔車刀

C-SDQC  
E-SDQC  
S-SDQC  
107.5°



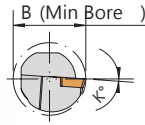
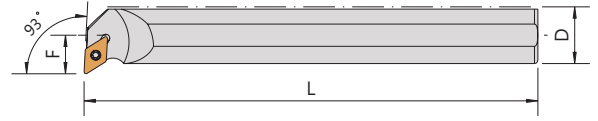
C-Carbide Shank 鎢鋼柄  
S-Steel Shank 鋼柄  
E-Carbide Shank with Coolant 附油孔鎢鋼柄

Order No.	Insert	Dimensions					Parts	Wrench
Right / Left		D	F	L	B	K°		
C10M-SDQCR07	DCMT0702	10	7	150	13	10°	CS25060	FT-7
C12Q-SDQCR07	DCMT0702	12	9	180	16	7°	CS25060	FT-7
C16R-SDQCR07	DCMT0702	16	11	200	20	6°	CS25060	FT-7
E10Q-SDQCR07	DCMT0702	10	7	180	13	10°	CS25060	FT-7
E12R-SDQCR07	DCMT0702	12	9	200	16	7°	CS25060	FT-7
E16R-SDQCR07	DCMT0702	16	11	200	20	6°	CS25060	FT-7
S10M-SDQCR/L07	DCMT0702	10	7	150	13	10°	CS25060	FT-7
S12M-SDQCR/L07	DCMT0702	12	9	150	16	8°	CS25060	FT-7
S16Q-SDQCR/L07	DCMT0702	16	11	180	20	6°	CS25060	FT-7
S20R-SDQCR/L07	DCMT0702	20	13	200	25	6°	CS25060	FT-7
S16Q-SDQCR/L11	DCMT11T3	16	11	180	20	6°	CS35095	FT-15
S20R-SDQCR/L11	DCMT11T3	20	13	200	25	8°	CS35095	FT-15
S25R-SDQCR/L11	DCMT11T3	25	17	200	32	4°	CS35095	FT-15
S32S-SDQCR/L11	DCMT11T3	32	20	250	38	4°	CS35095	FT-15
S40T-SDQCR/L11	DCMT11T3	40	24	300	46	3°	CS35095	FT-15
S50U-SDQCR/L11	DCMT11T3	50	35	350	62	2°	CS35095	FT-15



# Boring Bars 內孔車刀

C-SDUC  
E-SDUC  
S-SDUC  
93°

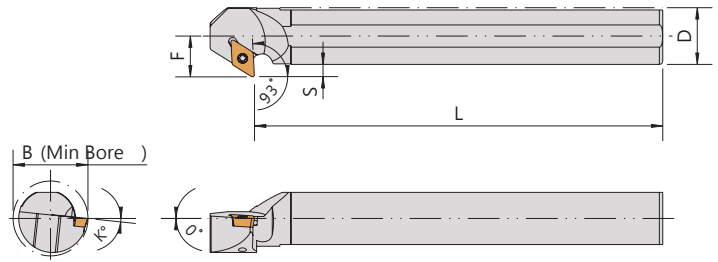
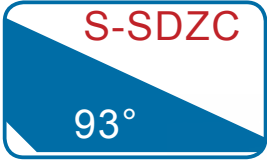


C-Carbide Shank 鎢鋼柄  
S-Steel Shank 鋼柄  
E-Carbide Shank with Coolant 附油孔鎢鋼柄

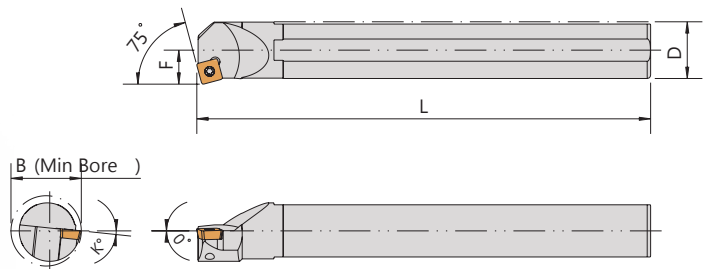
Order No.	Insert	Dimensions					Parts	Wrench
		D	F	L	B	K°		
Right / Left								
C10M-SDUCR07	DCMT0702	10	7	150	13	10°	CS25060	FT-7
C12Q-SDUCR07	DCMT0702	12	9	180	16	8°	CS25060	FT-7
C16R-SDUCR07	DCMT0702	16	11	200	20	6°	CS25060	FT-7
C16R-SDUCR11	DCMT11T3	16	11	200	20	7°	CS35095	FT-15
C20S-SDUCR11	DCMT11T3	20	13	250	25	8°	CS35095	FT-15
C25T-SDUCR11	DCMT11T3	25	17	300	32	4°	CS35095	FT-15
E10Q-SDUCR07	DCMT0702	10	7	180	13	10°	CS25060	FT-7
E12R-SDUCR07	DCMT0702	12	9	200	16	8°	CS25060	FT-7
E16R-SDUCR07	DCMT0702	16	11	200	20	6°	CS25060	FT-7
E20S-SDUCR11	DCMT11T3	20	13	250	25	8°	CS35095	FT-15
E25T-SDUCR11	DCMT11T3	25	17	300	32	4V	CS35095	FT-15
S10M-SDUCR/L07	DCMT0702	10	7	150	13	10°	CS25060	FT-7
S12M-SDUCR/L07	DCMT0702	12	9	150	16	8°	CS25060	FT-7
S16Q-SDUCR/L07	DCMT0702	16	11	180	20	6°	CS25060	FT-7
S20R-SDUCR/L07	DCMT0702	20	13	200	25	5°	CS25060	FT-7
S16Q-SDUCR/L11	DCMT11T3	16	11	180	20	7°	CS35095	FT-15
S20R-SDUCR/L11	DCMT11T3	20	13	200	25	8°	CS35095	FT-15
S25R-SDUCR/L11	DCMT11T3	25	17	200	32	4°	CS35095	FT-15
S32S-SDUCR/L11	DCMT11T3	32	22	250	39	4°	CS35095	FT-15
S40T-SDUCR/L11	DCMT11T3	40	24	300	50	2°	CS35095	FT-15



# Boring Bars 内孔車刀



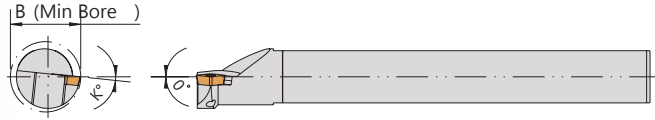
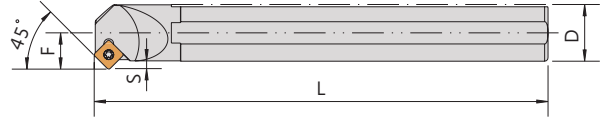
Order No.	Insert	Dimensions							Parts	Wrench
Right / Left		D	F	S	L	B	L1	K°		
S10M-SDZCR/L07	DCMT0702	10	8.5	3.5	150	14	11	10°	CS25060	FT-7
S12M-SDZCR/L07	DCMT0702	12	10.5	4.5	150	17	11	9°	CS25060	FT-7
S16Q-SDZCR/L07	DCMT0702	16	12.5	4.5	180	21	11	8°	CS25060	FT-7
S20R-SDZCR/L11	DCMT11T3	20	15.5	5.5	200	26	16	8°	CS35095	FT-15
S25R-SDZCR/L11	DCMT11T3	25	18	5.5	200	33	20	6°	CS35095	FT-15
S32S-SDZCR/L11	DCMT11T3	32	21.5	5.5	250	38	20	4°	CS35095	FT-15



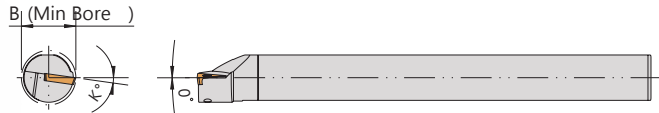
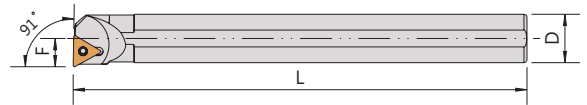
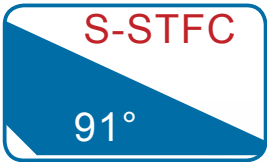
Order No.	Insert	Dimensions					Parts	Wrench
Right / Left		D	F	L	B	K°		
S12M-SSKCR/L09	SCMT09T3	12	8.5	150	16	12°	CS40090	FT-15
S16Q-SSKCR/L09	SCMT09T3	16	11	180	20	11°	CS40090	FT-15
S20R-SSKCR/L09	SCMT09T3	20	13	200	25	6°	CS40090	FT-15
S25R-SSKCR/L09	SCMT09T3	25	15	200	31	6°	CS40090	FT-15
S25R-SSKCR/L12	SCMT1204	25	17	200	32	7°	CS40115	FT-15
S32S-SSKCR/L12	SCMT1204	32	22	250	40	7°	CS40115	FT-15



# Boring Bars 内孔車刀



Order No.	Insert	Dimensions						Parts	Wrench
Right / Left		D	F	S	L	B	K°		
S12M-SSSCR/L09	SCMT09T3	12	8.5	2.5	150	16	12°	CS40090	FT-15
S16Q-SSSCR/L09	SCMT09T3	16	11.5	3.5	180	20	10°	CS40090	FT-15
S20R-SSSCR/L09	SCMT09T3	20	13.5	3.5	200	26	8°	CS40090	FT-15
S25R-SSSCR/L09	SCMT09T3	25	16	3.5	200	31	6°	CS40090	FT-15

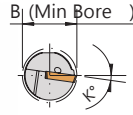
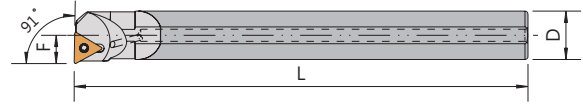


Order No.	Insert	Dimensions						Parts	Wrench
Right / Left		D	F	L	B	K°			
S08H-STFCR/L09	TCMT0902	8	6	100	12	15°	CS22050	FT-7	
S10K-STFCR/L09	TCMT0902	10	7	125	14	15°	CS22050	FT-7	
S12M-STFCR/L09	TCMT0902	12	9	150	16	10°	CS22050	FT-7	
S10K-STFCR/L11	TCMT1102	10	7	125	14	15°	CS25060	FT-7	
S12M-STFCR/L11	TCMT1102	12	9	150	16	10°	CS25060	FT-7	
S12M-STFCR/L11-14	TCMT1102	12	7	150	14	10°	CS25060	FT-7	
S16Q-STFCR/L11	TCMT1102	16	11	180	20	6°	CS25060	FT-7	
S16Q-STFCR/L11-18	TCMT1102	16	9	180	18	8°	CS25060	FT-7	
S20R-STFCR/L11	TCMT1102	20	13	200	25	3°	CS25060	FT-7	
S20R-STFCR/L16	TCMT16T3	20	13	200	25	8°	CS35090	FT-15	
S25R-STFCR/L16	TCMT16T3	25	17	200	32	6°	CS35090	FT-15	
S32S-STFCR/L16	TCMT16T3	32	17.5	250	39	4°	CS35090	FT-15	



# Boring Bars 內孔車刀

C-STFC  
E-STFC  
91°



C-Carbide Shank 鎢鋼柄

E-Carbide Shank with Coolant 附油孔鎢鋼柄

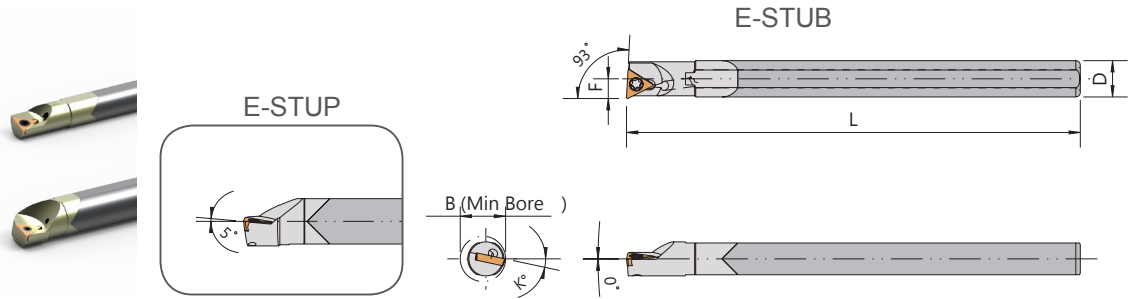
Order No.	Insert	Dimensions					Parts	Wrench
Right / Left		D	F	L	B	K°		
C08K-STFCR09-10	TCMT0902	8	5	125	10	15°	CS22050	FT-7
C10M-STFCR09-12	TCMT0902	10	6	150	12	13°	CS22050	FT-7
C12Q-STFCR09-14	TCMT0902	12	7	180	14	10°	CS22050	FT-7
C12Q-STFCR11-14	TCMT1102	12	7	180	14	10°	CS25060	FT-7
C16R-STFCR11-18	TCMT1102	16	9	200	18	8°	CS25060	FT-7
C20S-STFCR11-22	TCMT1102	20	11	250	22	6°	CS25060	FT-7
C25T-STFCR16-28	TCMT16T3	25	14	300	28	6°	CS35090	FT-15
E08M-STFCR09-10	TCMT0902	8	5	150	10	15°	CS22050	FT-7
E10Q-STFCR09-12	TCMT0902	10	6	180	12	13°	CS22050	FT-7
E12R-STFCR11-14	TCMT1102	12	7	200	14	10°	CS25060	FT-7
E16R-STFCR11-18	TCMT1102	16	9	200	18	8°	CS25060	FT-7
E20S-STFCR11-22	TCMT1102	20	11	250	22	6°	CS25060	FT-7
E25T-STFCR16-28	TCMT16T3	25	14	300	28	6°	CS35090	FT-15





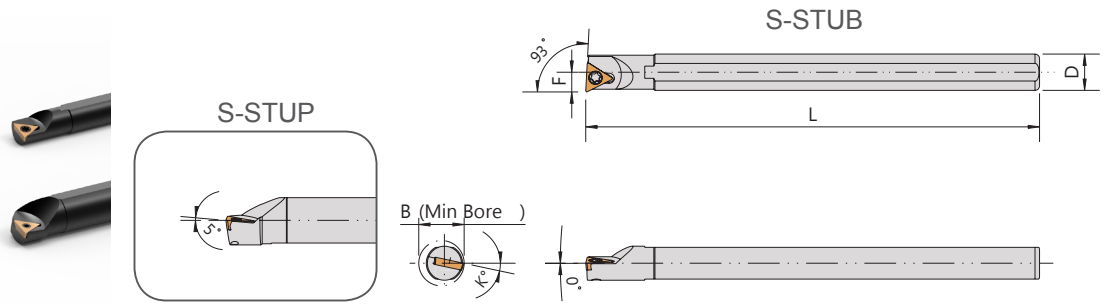
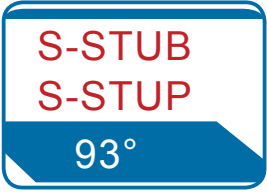
# Boring Bars 內孔車刀

C-STUB/P  
E-STUB/P  
93°



C-Carbide Shank 鎢鋼柄  
E-Carbide Shank with Coolant 附油孔鎢鋼柄

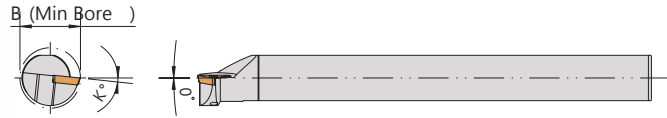
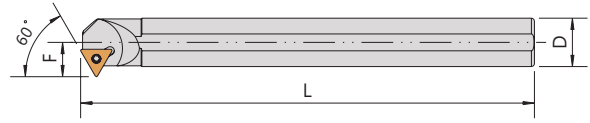
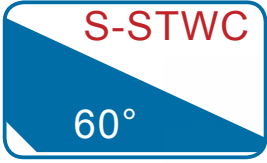
Order No.	Insert	Dimensions					Parts	Wrench	
		Right / Left	D	F	L	B			K°
C06H-STUBR06-07	TBGT0601		6	3.5	100	7	12°	CS20038	FT-6
C08K-STUBR06-08	TBGT0601		8	4	125	8	10°	CS20038	FT-6
C08K-STUPR08-10	TPGT0802		8	5	125	10	10°	CS20045	FT-6
C10M-STUPR08-12	TPGT0802		10	6	150	12	8°	CS20045	FT-6
C08K-STUPR09-10	TPMT0902		8	5	125	8	10°	CS25065	FT-8
C10M-STUPR09-12	TPMT0902		10	6	150	12	8°	CS25065	FT-8
C10M-STUPR11-12	TPMT1103		10	6	150	12	8°	CSA30060	FT-10
C12Q-STUPR11-14	TPMT1103		12	7	180	14	7°	CSA30060	FT-10
C16R-STUPR11-18	TPMT1103		16	9	200	18	4°	CSA30070	FT-10
C20S-STUPR11-22	TPMT1103		20	11	250	22	2°	CSA30070	FT-10
C20S-STUPR16-22	TPMT1604		20	11	250	22	2°	CS40090	FT-15
C25T-STUPR16-28	TPMT1604		25	14	300	28	2°	CS40090	FT-15
E06K-STUBR06-07	TBMT0601		6	3.5	125	7	12°	CS20038	FT-6
E08M-STUPR08-10	TPMT0802		8	5	150	10	10°	CS20038	FT-6
E10Q-STUPR08-12	TPMT0802		10	6	180	12	8°	CS20045	FT-6
E10Q-STUPR09-12	TPMT0902		10	6	180	12	8°	CS25065	FT-8
E10Q-STUPR11-12	TPMT1103		10	6	180	12	8°	CSA30060	FT-10
E12R-STUPR11-14	TPMT1103		12	7	200	14	7°	CSA30060	FT-10
E16R-STUPR11-18	TPMT1103		16	9	200	18	4°	CSA30070	FT-10
E20S-STUPR11-22	TPMT1103		20	11	250	22	2°	CSA30070	FT-10
E20S-STUPR16-22	TPMT1604		20	11	250	22	2°	CS40090	FT-15
E25T-STUPR16-28	TPMT1604		25	14	300	28	2°	CS40090	FT-15



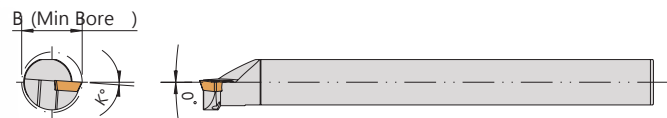
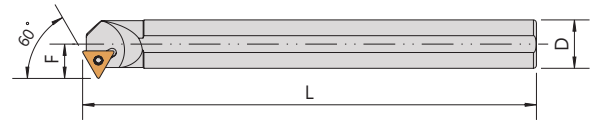
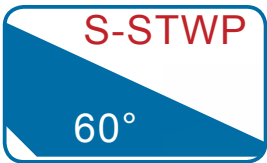
Order No.	Insert	Dimensions					Parts	Wrench
		D	F	L	B	K°		
S08H-STUBR/L06-10	TBGT0601	8	4	100	10	12°	CS20038	FT-6
S08H-STUPR/L08-10	TPGT0802	8	5	100	10	12°	CS20045	FT-6
S08H-STUPR/L09	TPMT0902	8	6	100	12	10°	CS25065	FT-8
S08H-STUPR/L09-10	TPMT0902	8	5	100	10	12°	CS25065	FT-8
S10K-STUPR/L09-12	TPMT0902	10	6	125	12	8°	CS25065	FT-8
S12M-STUPR/L09	TPMT0902	12	8	150	16	5°	CS25065	FT-8
S12M-STUPR/L09-14	TPMT0902	12	7	150	14	5°	CS25065	FT-8
S10K-STUPR/L11-12	TPMT1103	10	6	125	12	8°	CSA30060	FT-10
S12M-STUPR/L11	TPMT1103	12	8	150	16	6°	CSA30070	FT-10
S12M-STUPR/L11-14	TPMT1103	12	7	150	14	7°	CSA30060	FT-10
S16Q-STUPR/L11	TPMT1103	16	10	180	20	2°	CSA30070	FT-10
S16Q-STUPR/L11-18	TPMT1103	16	9	180	18	4°	CSA30070	FT-10
S20R-STUPR/L11	TPMT1103	20	12.5	200	25	2°	CSA30070	FT-10
S20R-STUPR/L11-22	TPMT1103	20	11	200	22	2°	CSA30070	FT-10
S20R-STUPR/L16	TPMT1604	20	12	200	25	8°	CS40090	FT-15
S20R-STUPR/L16-22	TPMT1604	20	11	200	22	8°	CS40090	FT-15
S25R-STUPR/L16	TPMT1604	25	14.5	200	32	8°	CS40090	FT-15
S25R-STUPR/L16-28	TPMT1604	25	14	200	28	8°	CS40090	FT-15
S32S-STUPR/L16	TPMT1604	32	18	250	39	6°	CS40090	FT-15



# Boring Bars 内孔車刀



Order No.	Insert	Dimensions					Parts	Wrench
Right / Left		D	F	L	B	K°		
S08H-STWCR/L09	TCMT0902	8	6	100	10	13°	CS22050	FT-7
S10K-STWCR/L09	TCMT0902	10	7	125	13	8°	CS22050	FT-7
S10K-STWCR/L11	TCMT1102	10	7	125	13	8°	CS25060	FT-7
S12M-STWCR/L11	TCMT1102	12	9	150	16	8°	CS25060	FT-7
S16Q-STWCR/L11	TCMT1102	16	11	180	20	6°	CS25060	FT-7
S20R-STWCR/L11	TCMT1102	20	13	200	25	4°	CS25060	FT-7
S25R-STWCR/L11	TCMT1102	25	15	200	31	6°	CS25060	FT-7
S20R-STWCR/L16	TCMT16T3	20	14.5	200	25	2°	CS35090	FT-15
S25R-STWCR/L16	TCMT16T3	25	17	200	32	6°	CS35090	FT-15
S32S-STWCR/L16	TCMT16T3	32	20.5	250	39	4°	CS35090	FT-15

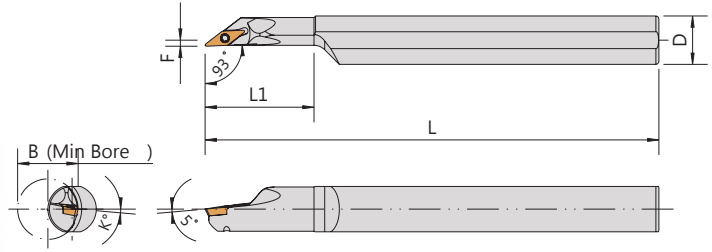


Order No.	Insert	Dimensions					Parts	Wrench
Right / Left		D	F	L	B	K°		
S08H-STWPR/L08	TPMT0802	8	6	100	10	10°	CS20045	FT-6
S10K-STWPR/L09	TPMT0902	10	7	125	13	8°	CS25065	FT-8
S10K-STWPR/L11	TPMT1103	10	7	125	13	8°	CSA30060	FT-10
S12M-STWPR/L11	TPMT1103	12	9	150	16	5°	CSA30070	FT-10
S16Q-STWPR/L11	TPMT1103	16	11	180	20	4°	CSA30070	FT-10
S20R-STWPR/L11	TPMT1103	20	13	200	25	3°	CSA30070	FT-10



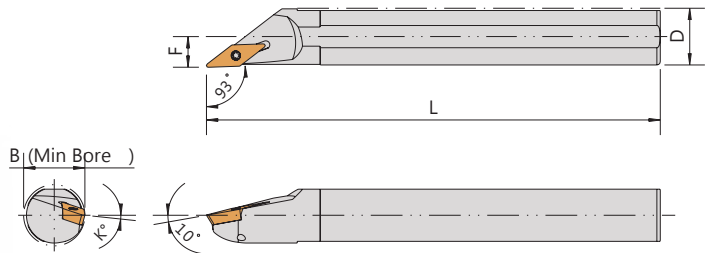
# Boring Bars 内孔車刀

S-SVJC-E  
S-SVJB-E  
93°



Order No.	Insert	Dimensions						Parts	Wrench
Right / Left		D	F	L	B	L1	K°		
S12M-SVJCR08-16E	VCMT0802	12	2	150	16	26.5	5°	CS20045	FT-6
S16Q-SVJCR08-20E	VCMT0802	16	2	180	20	36.5	5°	CS20045	FT-6
S20R-SVJBR11-25E	VBMT1103	20	2	200	25	38	5°	CS25060	FT-7
S25R-SVJBR11-30E	VBMT1103	25	2	200	30	45.5	5°	CS25060	FT-7

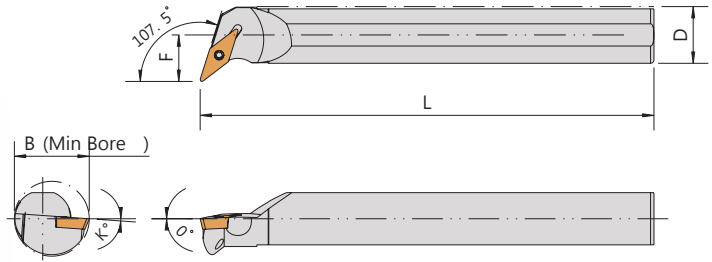
S-SVJC  
93°



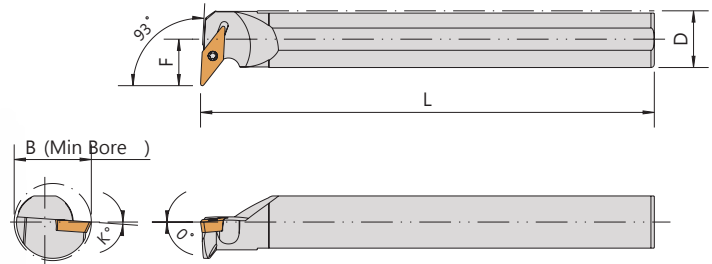

Order No.	Insert	Dimensions					Parts	Wrench
Right / Left		D	F	L	B	K°		
S12M-SVJCR/L11	VCMT1103	12	7	150	14	7°	CS25060	FT-7
S16Q-SVJCR/L11	VCMT1103	16	9	180	18	7°	CS25060	FT-7
S16Q-SVJCR/L16	VCMT1604	16	9	180	18	7°	CS35090	FT-15
S20R-SVJCR/L16	VCMT1604	20	10.5	200	21	6°	CS35090	FT-15
S25R-SVJCR/L16	VCMT1604	25	13.5	200	27	6°	CS35090	FT-15
S32S-SVJCR/L16	VCMT1604	32	17	250	34	4°	CS35090	FT-15
S40T-SVJCR/L16	VCMT1604	40	22	300	44	4°	CS35115	FT-15



# Boring Bars 内孔車刀



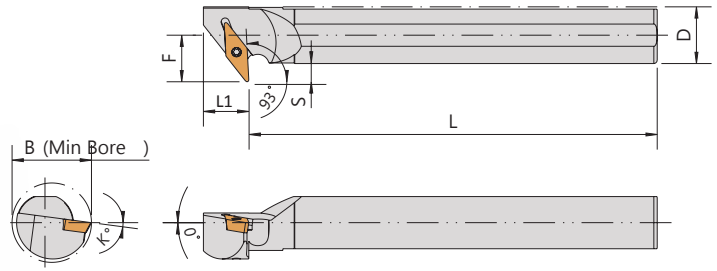
Order No.	Insert	Dimensions					Parts	Wrench
		D	F	L	B	K°		
Right / Left								
S16Q-SVQCR/L11	VCMT1103	16	13	180	22	7°	CS25060	FT-7
S20R-SVQCR/L11	VCMT1103	20	15	200	27	6°	CS25060	FT-7
S20R-SVQCR/L16	VCMT1604	20	19	200	30	8°	CS35090	FT-15
S25R-SVQCR/L16	VCMT1604	25	20.5	200	34	4°	CS35090	FT-15
S32S-SVQCR/L16	VCMT1604	32	22.5	250	41	8°	CS35090	FT-15
S40T-SVQCR/L16	VCMT1604	40	27	300	50	6°	CS35090	FT-15



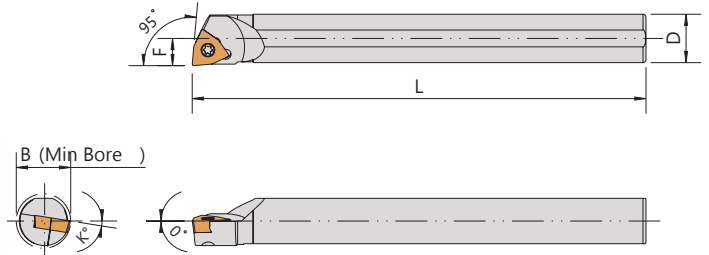
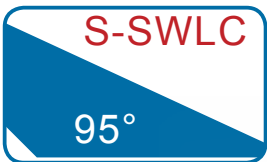
Order No.	Insert	Dimensions					Parts	Wrench
		D	F	L	B	K°		
Right / Left								
S16Q-SVUCR/L11	VCMT1103	16	13	180	22	7°	CS25060	FT-7
S20R-SVUCR/L11	VCMT1103	20	15	200	27	6°	CS25060	FT-7
S20R-SVUCR/L16	VCMT1604	20	19	200	31	8°	CS35090	FT-15
S25R-SVUCR/L16	VCMT1604	25	20.5	200	33	4°	CS35090	FT-15
S32S-SVUCR/L16	VCMT1604	32	22.5	250	42	8°	CS35115	FT-15
S40T-SVUCR/L16	VCMT1604	40	27	300	51	6°	CS35115	FT-15



# Boring Bars 内孔車刀



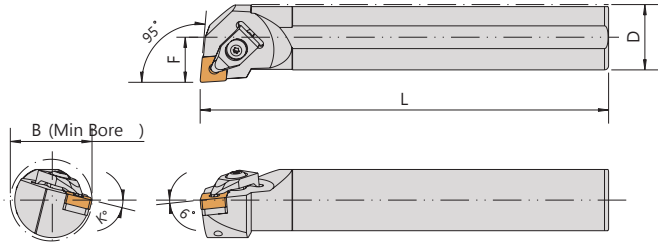
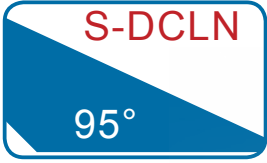
Order No.	Insert	Dimensions							Parts	Wrench
Right / Left		D	F	S	L	B	L1	K°		
S16Q-SVZCR/L11	VCMT1103	16	13	5	180	20	10	7.5°	CS35090	FT-15
S20R-SVZCR/L16	VCMT1604	20	17	7	200	30	20	7.5°	CS35090	FT-15
S25R-SVZCR/L16	VCMT1604	25	19.5	7	200	35	20	7.5°	CS35090	FT-15
S32S-SVZCR/L16	VCMT1604	32	23	7	250	40	20	7.5°	CS35090	FT-15
S40T-SVZCR/L16	VCMT1604	40	27	7	300	50	20	7.5°	CS35090	FT-15



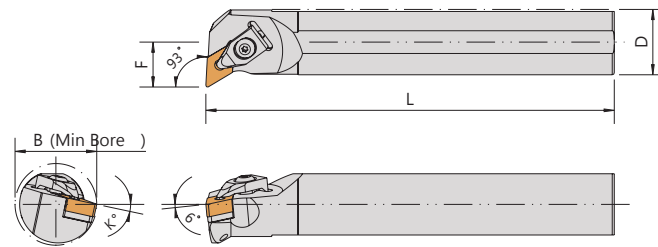
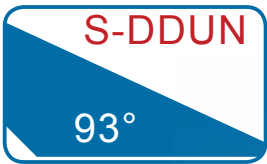
Order No.	Insert	Dimensions					Parts	Wrench
Right / Left		D	F	L	B	K°		
S08H-SWLCR03-10	WCMT0302	8	5	100	10	13°	CS25055	FT-8
S10K-SWLCR03-12	WCMT0302	10	6	125	12	12°	CS25055	FT-8
S12M-SWLCR03-14	WCMT0302	12	7	150	14	9°	CS25055	FT-8
S12M-SWLCR06-14	WCMT06T3	12	7	150	14	12°	CS40090	FT-15
S16Q-SWLCR06-18	WCMT06T3	16	9	180	18	9°	CS40090	FT-15
S20R-SWLCR06-22	WCMT06T3	20	11	200	22	7°	CS40090	FT-15



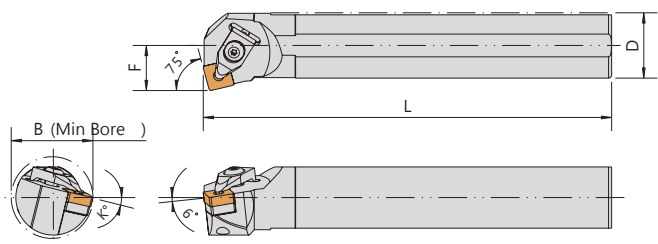
# Boring Bars 内孔車刀



Order No.	Insert	Dimensions					Parts					Wrench
		D	F	L	B	K°	Insert	Holder	Clamp	Spring	Locking Pin	
S25R-DCLNR/L12	CNMG1204	25	17	200	32	14°	SMC-422	CSF4010	CP-D4	SP0816	CSB0620T	TL20
S32S-DCLNR/L12		32	22	250	40	14°	SMC-422	CSF4010	CP-D4	SP0816	CSB0620T	TL20
S40T-DCLNR/L12		40	27	300	50	12°	SMC-422	CSF4010	CP-D4	SP0816	CSB0620T	TL20



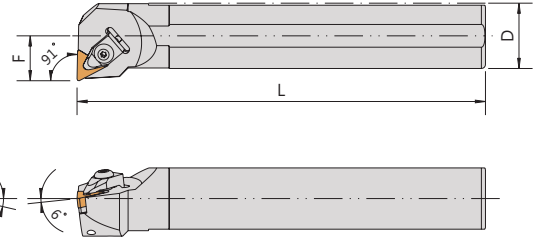
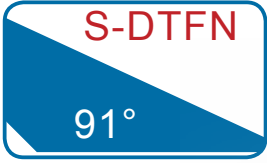
Order No.	Insert	Dimensions					Parts					Wrench
		D	F	L	B	K°	Insert	Holder	Clamp	Spring	Locking Pin	
S25R-DDUNR/L15	DNMG1504-SMD443 DNMG1506-SMD424	25	17	200	32	16°	SMD-4XX	CSF4010	CP-D4	SP0816	CSB0620T	TL20
S32S-DDUNR/L15		32	22	250	40	12°	SMD-4XX	CSF4010	CP-D4	SP0816	CSB0620T	TL20
S40T-DDUNR/L15		40	27	300	50	10°	SMD-4XX	CSF4010	CP-D4	SP0816	CSB0620T	TL20



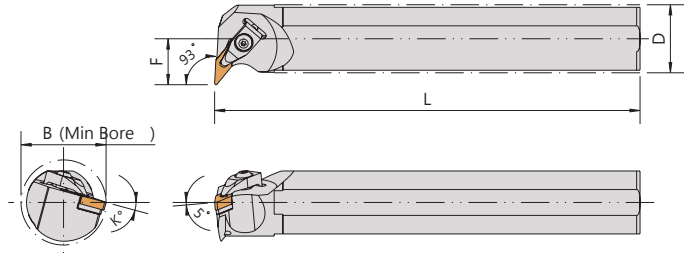
Order No.	Insert	Dimensions					Parts					Wrench
		D	F	L	B	K°	Insert	Holder	Clamp	Spring	Locking Pin	
S25R-DSKNR/L12	SNMG1204	25	17	200	32	14°	—	—	CP-D4	SP0816	CSB0620T	TL20
S32S-DSKNR/L12		32	22	250	40	14°	SMS-422	CSF4010	CP-D4	SP0816	CSB0620T	TL20



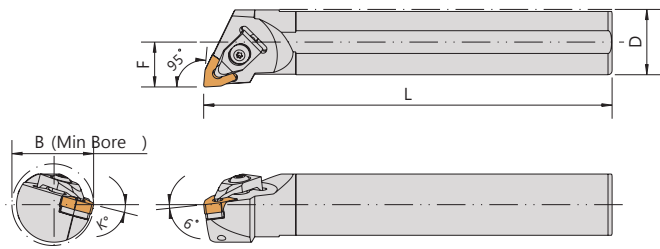
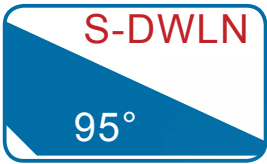
# Boring Bars 内孔車刀



Order No.	Insert	Dimensions					K°	Parts					Wrench
		D	F	L	B								
Right / Left													
S25R-DTFNR/L16	TNMG1604	25	17	200	32	13°	SMT-323	CS40075	CP-D2	SP0612	CSB0415T	TL15	
S32S-DTFNR/L16		32	22	250	40	13°	SMT-323	CS40075	CP-D2	SP0612	CSB0415T	TL15	



Order No.	Insert	Dimensions					K°	Parts					Wrench
		D	F	L	B								
Right / Left													
S40T-DVUNR/L16	VNMG1604	40	27	300	50	15°	SMV-322	CSA40079	CP-D3	SP0816	CSB0620T	TL20	

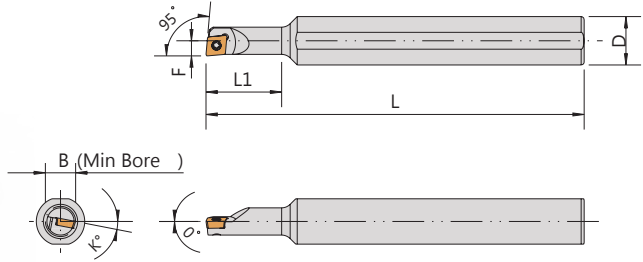


Order No.	Insert	Dimensions					K°	Parts					Wrench
		D	F	L	B								
Right / Left													
S25R-DWLNR/L06	WNMG0604	25	17	200	32	14°	SMW-322	CSA4009F	CP-D2	SP0612	CSB0415T	TL15	
S25R-DWLNR/L08		25	17	200	32	14°	SMW-423	CSF4010	CP-D4	SP0816	CSB0620T	TL20	
S32S-DWLNR/L08		32	22	250	40	14°	SMW-423	CSF4010	CP-D4	SP0816	CSB0620T	TL20	
S40T-DWLNR/L08		40	27	300	50	12°	SMW-423	CSF4010	CP-D4	SP0816	CSB0620T	TL20	

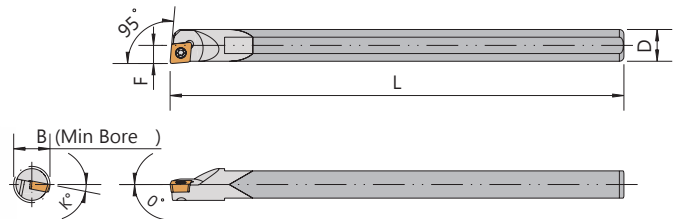
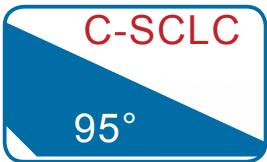




# Boring Bars 内孔車刀

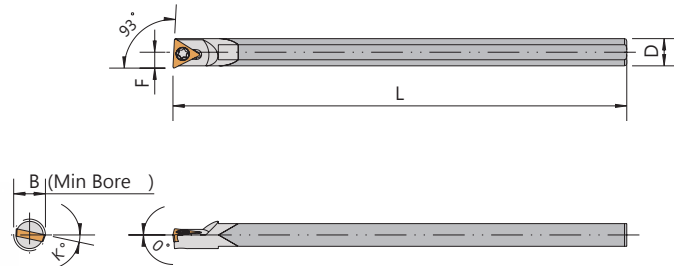
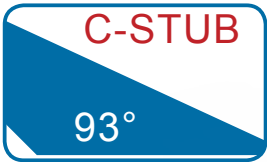


小徑刀									
Order No.	Insert	Dimensions						Parts	Wrench
Right / Left		D	F	L	B	L1	K°		
S12K-SCLCR04-06	CCGT04T0	12	3	125	6	15	13°	CS20038	FT-6
S12K-SCLCR04-07	CCGT04T0	12	3.5	125	7	15	13°	CS20038	FT-6
S16K-SCLCR06-08	CCMT0602	16	4	125	8	20	13°	CS25060	FT-7
S16K-SCLCR06-09	CCMT0602	16	4.5	125	9	25	12°	CS25060	FT-7
S16K-SCLCR06-10	CCMT0602	16	5	125	10	25	11°	CS25060	FT-7



## 錫鋼柄 Carbide Shank

Order No.	Insert	Dimensions						Parts	Wrench
		D	F	L	最小加工徑 B	K°	H		
C04G-SCLCR03-05	CCGT03S1	4	2.5	90	5	15°	3.8	CS16031 CS20038 CS20038 CS20038	FT-6
C05H-SCLCR03-06		5	3.0	100	6	13°	4.7		
C05H-SCLCR 04-06	CCGT04T0	5	3.0	100	6	13°	4.7		
C06H-SCLCR04-07		6	3.5	100	7	13°	5.4		
C07H-SCLCR04-08		7	4.0	100	8	11°	6.7		

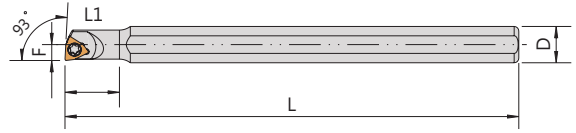
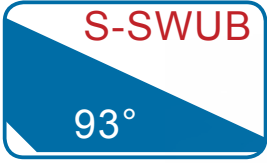


## 錫鋼柄 Carbide Shank

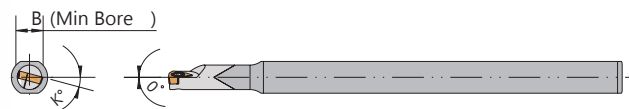
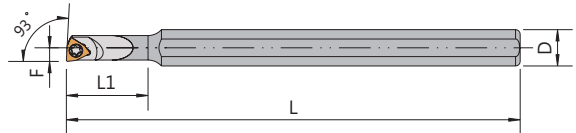
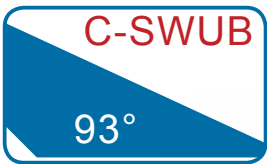
Order No.	Insert	Dimensions						Parts	Wrench
		D	F	L	最小加工徑 B	K°	H		
C06H-STUB R/L 06-07	TBGT0601	6	3.5	100	7	12°	5.4	CS20038	FT-6



# Boring Bars 内孔車刀



Order No.	Insert	Dimensions						Parts	Wrench
Right / Left		D	F	L	B	L1	K°		
S08H-SWUBR/L06-5.5	WBG0601	8	3	100	5.5	18	15°	CS20038	FT-6
S08H-SWUBR/L06-07	WBG0601	8	3.5	100	7	18	13°	CS20038	FT-6
S08H-SWUBR/L06-10	WBG0601	8	5	100	10	-	13°	CS20038	FT-6
S16K-SWUBR/L06-5.5	WBG0601	16	3	125	5.5	12	13°	CS20038	FT-6
S10K-SWUBR/L08-12	WBG0802	10	6	125	12	-	11°	CS20045	FT-6
S12M-SWUBR/L08-14	WBG0802	12	7	150	14	-	11°	CS20045	FT-6



## 鎢鋼柄 Carbide Shank

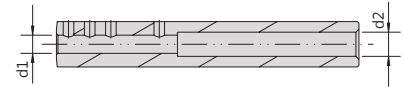
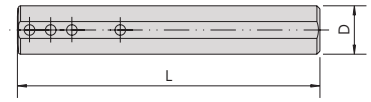
Order No.	Insert	Dimensions							Parts	Wrench
Right / Left		D	F	L	最小加工徑 B	L1	K°	H		
C05H-SWUBR 06-5.5	WBG0601	5	3.0	100	5.5	-	13°	4.7	CS20038	FT-6
C06H-SWUBR 06-07		6	3.5	100	7	-	13°	5.7		
C07H-SWUBR 06-08		7	4.0	100	8	-	11°	6.7		
C08K-SWUBR 06-5.5		8	3.0	125	5.5	30	13°	7.7		



# Boring Bars 内孔車刀

## Mini Boring Bar Sleeve

套筒

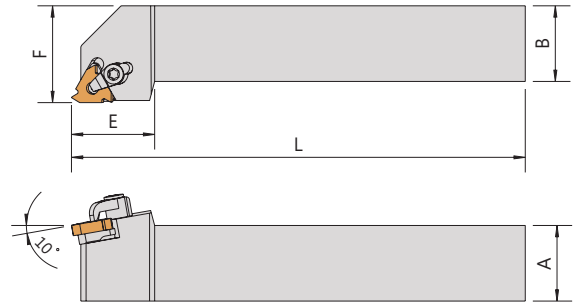
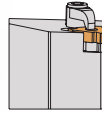


Order No.	Dimensions			Screw	Wrench
Right / Left	d1	D	L		
HMB1603	3	16	100	CS9-4004	LW020
HMB1604	4				
HMB1605	5				
HMB1606	6				
HMB1607	7				
HMB2006	6	20	120	CS9-5005	LW025
HMB2506	6	25			

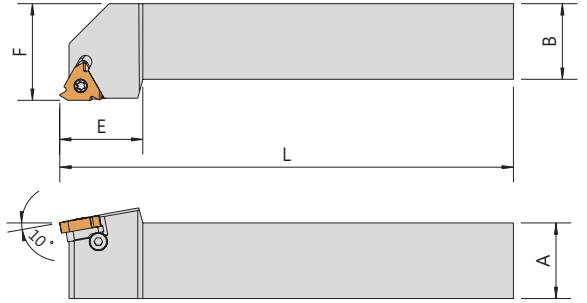
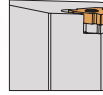
Order No.	Dimensions			Screw	Wrench
Right / Left	d1	D	L		
HMBN1203	3	19.05	100	CS9-4004	LW020
HMBN1204	4				
HMBN1205	5				
HMBN1206	6				
HMBN1207	7				
HMBN1208	8				
HMBN1606	6	25.4	120	CS9-5005	LW025



# Toolholders for Threading 外徑牙刀



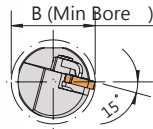
Order No.	Insert	Dimensions					Parts				Wrench	
Right / Left		A	B	L	E	F						
CER/L1616H16	16ER/L	16	16	100	22	20	AE16	AI16	CSF3008	SP-CP16S	FT-15	LW020
CER/L2020K16	16ER/L	20	20	125	22	25	AE16	AI16	CSF3008	SP-CP16S	FT-15	LW020
CER/L2525M16	16ER/L	25	25	150	25	32	AE16	AI16	CSF3008	SP-CP16S	FT-15	LW020
CER/L3232P16	16ER/L	32	32	170	32	40	AE16	AI16	CSF3008	SP-CP16S	FT-15	LW020
CER/L2020K22	22ER/L	20	20	125	22	25	AIE22	AIE22	CSF3008	SP-CP22S	FT-15	LW020
CER/L2525M22	22ER/L	25	25	150	25	32	AIE22	AIE22	CSF3008	SP-CP22S	FT-15	LW020
CER/L3232P22	22ER/L	32	32	170	34	40	AIE22	AIE22	CSF3008	SP-CP22S	FT-15	LW020
CER/L2525M27	27ER/L	25	25	150	25	32	AE27	AI27	CSF4010	SP-CP27S	FT-15	LW025
CER/L3232P27	27ER/L	32	32	170	34	40	AE27	AI27	CSF4010	SP-CP27S	FT-15	LW025
CER/L4040S27	27ER/L	40	40	250	42	50	AE27	AI27	CSF4010	SP-CP27S	FT-15	LW025



Order No.	Insert	Dimensions					Parts				Wrench	
Right / Left		A	B	L	E	F						
SER/L1010H16N	16ER/L	10	10	100	20	10	AE16	AI16	CSH0306	CS35115	FT-15	LW025
SER/L1212H16N	16ER/L	12	12	100	20	12	AE16	AI16	CSH0306	CS35115	FT-15	LW025
SER/L1616H16	16ER/L	16	16	100	22	20	AE16	AI16	CSH0306	CS35115	FT-15	LW025
SER/L2020K16	16ER/L	20	20	125	25	25	AE16	AI16	CSH0306	CS35115	FT-15	LW025
SER/L2525M16	16ER/L	25	25	150	25	32	AE16	AI16	CSH0306	CS35115	FT-15	LW025
SER/L3232P16	16ER/L	32	32	170	32	40	AE16	AI16	CSH0306	CS35115	FT-15	LW025
SER/L4040R16	16ER/L	40	40	200	32	50	AE16	AI16	CSH0306	CS35115	FT-15	LW025
SER/L2020M22	22ER/L	20	20	150	25	25	AE22	AI22	CSH0408	CS40145	FT-15	LW030
SER/L2525M22	22ER/L	25	25	150	29	32	AE22	AI22	CSH0408	CS40145	FT-15	LW030
SER/L3232P22	22ER/L	32	32	170	32	40	AE22	AI22	CSH0408	CS40145	FT-15	LW030
SER/L4040R22	22ER/L	40	40	200	32	50	AE22	AI22	CSH0408	CS40145	FT-15	LW030



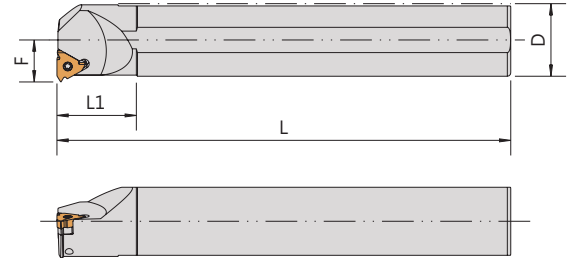
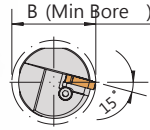
# Boring Bars for Threading 内孔牙刀



Order No.	Insert	Dimensions					Parts				Wrench	
Right / Left		D	F	L	B	L1						
CNR/L2420S-16	16 IR/L	20	12	180	24	35	AI16	AE16	CSF3008	SP-CP16S	FT-15	LW020
CNR/L3025S-16	16 IR/L	25	15	200	30	35	AI16	AE16	CSF3008	SP-CP16S	FT-15	LW020
CNR/L3732S-16	16 IR/L	32	18.5	250	37	35	AI16	AE16	CSF3008	SP-CP16S	FT-15	LW020
CNR/L4440S-16	16 IR/L	40	22.5	300	44	35	AI16	AE16	CSF3008	SP-CP16S	FT-15	LW020
CNR/L5450S-16	16 IR/L	50	28.5	350	54	35	AI16	AE16	CSF3008	SP-CP16S	FT-15	LW020
CNR/L3025S-22	22 IR/L	25	16	200	30	35	AIE22	AIE22	CSF3008	SP-CP22S	FT-15	LW020
CNR/L3732S-22	22 IR/L	32	20.5	250	37	35	AIE22	AIE22	CSF3008	SP-CP22S	FT-15	LW020
CNR/L4440S-22	22 IR/L	40	24.5	300	45	35	AIE22	AIE22	CSF3008	SP-CP22S	FT-15	LW020
CNR/L5450S-22	22 IR/L	50	30.5	350	56	35	AIE22	AIE22	CSF3008	SP-CP22S	FT-15	LW020
CNR/L3732S-27	27 IR/L	32	20	250	37	35	AIE27	AIE27	CSF4010	SP-CP27S	FT-40	LW025
CNR/L4440S-27	27 IR/L	40	25	300	46	35	AIE27	AIE27	CSF4010	SP-CP27S	FT-40	LW025
CNR/L5450S-27	27 IR/L	50	31.5	300	58	35	AIE27	AIE27	CSF4010	SP-CP27S	FT-40	LW025



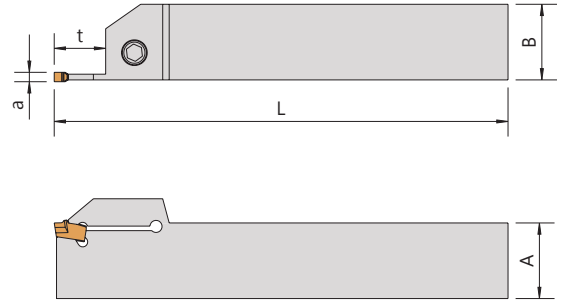
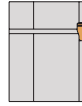
# Boring Bars for Threading 内孔牙刀



Order No.	Insert	Dimensions					Parts				Wrench	
Right / Left		D	F	L	B	L1						
SIR/L1010-11	11IR/L	10	5.2	150	10	25	—	—	—	CS25080	FT-8	—
SIR/L1012-11	11IR/L	12	5.2	150	10	25	—	—	—	CS25080	FT-8	—
SIR/L1412-11	11IR/L	12	7.5	150	14	25	—	—	—	CS25080	FT-8	—
SIR/L1216-11	11IR/L	16	6.3	150	12	25	—	—	—	CS25080	FT-8	—
SIR/L1516-11	11IR/L	16	7.5	150	15	30	—	—	—	CS25080	FT-8	—
SIR/L1516-16	16IR/L	16	7.5	150	15	30	—	—	—	CS35090	FT-15	—
SIR/L2016-16	16IR/L	16	10	150	20	35	—	—	—	CS35090	FT-15	—
SIR/L2420S-16	16IR/L	20	12	180	24	35	AI16	AE16	CSH0306	CS35115	FT-15	LW025
SIR/L3025S-16	16IR/L	25	15	200	30	35	AI16	AE16	CSH0306	CS35115	FT-15	LW025
SIR/L3732S-16	16IR/L	32	18.5	250	37	35	AI16	AE16	CSH0306	CS35115	FT-15	LW025
SIR/L4440S-16	16IR/L	40	22.5	300	44	35	AI16	AE16	CSH0306	CS35115	FT-15	LW025
SIR/L5550S-16	16IR/L	50	28.5	350	54	35	AI16	AE16	CSH0306	CS35115	FT-15	LW025
SIR/L6660S-16	16IR/L	60	33.5	400	64	40	AI16	AE16	CSH0306	CS35115	FT-15	LW025
SIR/L2420-22	22IR/L	20	12	150	24	35	—	—	—	CS40115	FT-15	—
SIR/L3025S-22	22IR/L	25	16	200	30	35	AI22	AE22	CSH0408	CS40145	FT-15	LW025
SIR/L3732S-22	22IR/L	32	20.5	250	37	35	AI22	AE22	CSH0408	CS40145	FT-15	LW025
SIR/L4440S-22	22IR/L	40	24.5	300	45	35	AI22	AE22	CSH0408	CS40145	FT-15	LW025
SIR/L5550S-22	22IR/L	50	30.5	350	56	35	AI22	AE22	CSH0408	CS40145	FT-15	LW025
SIR/L6660S-22	22IR/L	60	35.5	400	66	40	AI22	AE22	CSH0408	CS40145	FT-15	LW025
SIR/L5550S-27	27IR/L	50	31.5	350	58	35	AI27	AE27	CSH0408	CSF5020	FT-30	LW025
SIR/L6660S-27	27IR/L	60	36.5	400	68	40	AI27	AE27	CSH0408	CSF5020	FT-30	LW025
HSIR0605-06	06IR	5	3.2	100	6	18	—	—	—	CS20038	FT-6	—
HSIR0706-06	06IR	6	3.7	100	7	18	—	—	—	CS20038	FT-6	—
HSIR0908-08	08IR	8	4.7	125	9	18	—	—	—	CS20038	FT-6	—
HSIR1210-11	11IR	10	5.7	125	11	18	—	—	—	CS25080	FT-8	—
CSIR0908-08	08IR	8	4.7	125	9	18	—	—	—	CS20038	FT-6	—
CSIR1210-11	11IR	10	5.7	150	11	18	—	—	—	CS25080	FT-8	—
CSIR1412-11	11IR	12	7.5	180	14	25	—	—	—	CS25080	FT-8	—



# GROOVING HOLDER 品牌專用槽刀



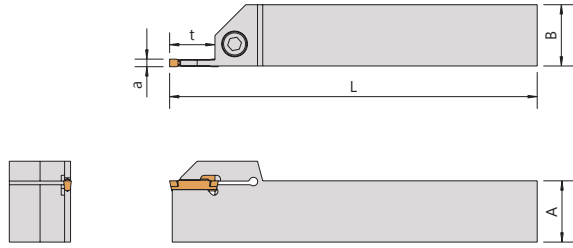
建議刀片品牌：KENNAMETAL

Order No.	Insert	Dimensions						Parts	Wrench
		A	B	L	F	a	t		
Right / Left									
GHR 1010H0210	A2-02 A3-02	10	10	100	10.3	2.25~3.05	10	CSH0412	LW030
GHR 1212H0210		12	12	100	12.3	2.25~3.05	10	CSH0412	LW030
GHR 1616H0216		16	16	100	16.3	2.25~3.05	16	CSH0514	LW040
GHR 2020K0216		20	20	125	20.3	2.25~3.05	16	CSH0616	LW050
GHR1212H0310	A2-03 A3-03	12	12	100	12.3	3.05~4.05	10	CSH0514	LW040
GHR 1616H0316		16	16	100	16.3	3.05~4.05	16	CSH0514	LW040
GHR 2020K0316		20	20	125	20.3	3.05~4.05	16	CSH0616	LW050
GHR 2020K0326		20	20	125	20.3	3.05~4.05	26	CSH0616	LW050
GHR 2525M0316		25	25	150	25.3	3.05~4.05	16	CSH0616	LW050
GHR 2525M0326		25	25	150	25.3	3.05~4.05	26	CSH0616	LW050
GHR 3225P0332		32	25	170	25.3	3.05~4.05	32	CSH0616	LW050
GHR 2020K0416	A2-04 A3-04	20	20	125	20.3	4.05~5.05	16	CSH0616	LW050
GHR 2020K0426		20	20	125	20.3	4.05~5.05	26	CSH0616	LW050
GHR 2525M0416		25	25	150	25.3	4.05~5.05	16	CSH0616	LW050
GHR 2525M0426		25	25	150	25.3	4.05~5.05	26	CSH0616	LW050
GHR 3225P0432		32	25	170	25.3	4.05~5.05	32	CSH0616	LW050



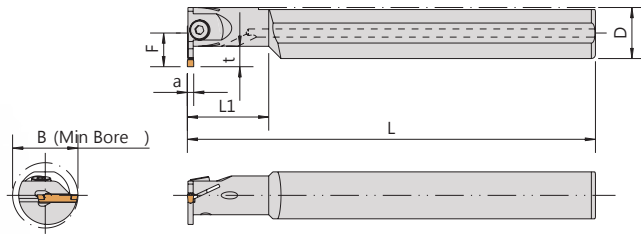


# GROOVING HOLDER 品牌專用槽刀



建議刀片品牌：KENNAMETAL

Order No.	Insert	Dimensions						Parts	Wrench
Right / Left		A	B	L	F	a	t		
GHDR 1616H0314	A4-03	16	16	100	16.3	3	14	CSH0514	LW040
GHDR 2020K0314		20	20	125	20.3	3	14	CSH0616	LW050
GHDR 2525M0317		25	25	150	25.3	3	17	CSH0616	LW050
GHDR 2020K0414	A4-04	20	20	125	20.3	4	14	CSH0616	LW050
GHDR 2525M0417		25	25	150	25.3	4	17	CSH0616	LW050
GHDR 3225P0417		32	25	170	32.3	4	17	CSH0616	LW050
GHDR 2020K0519	A4-05	20	20	125	20.3	5	19	CSH0616	LW050
GHDR 2525M0520		25	25	150	25.3	5	20	CSH0616	LW050
GHDR 3225P0522		32	25	170	32.3	5	22	CSH0616	LW050
GHDR 2525M0620	A4-06	25	25	150	25.4	6	20	CSH0616	LW050
GHDR 3225P0626		32	25	170	32.4	6	26	CSH0616	LW050
GHDR 2525M0820	A4-08	25	25	150	25.4	8	20	CSH0616	LW050
GHDR 3225P0826		32	25	170	32.4	8	26	CSH0616	LW050


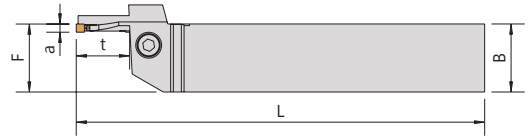
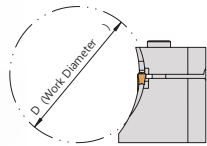


Recommended Insert 建議刀片品牌：Kennametal

Order No.	Insert	Dimensions							Parts	Wrench
Right / Left		D	F	L	B min	L1	a	t		
A20R GIDR307	A4-03	20	13	200	23	40	3	7	CSH0514	LW040
A25R GIDR310		25	17	200	32	50	3	10	CSH0516	LW040
A32S GIDR312		32	22	250	40	64	3	12	CSH0516	LW040
A20R GIDR407	A4-04	20	13	200	25	40	4	7	CSH0514	LW040
A25R GIDR410		25	17	200	32	50	4	10	CSH0516	LW040
A32S GIDR412		32	22	250	40	64	4	12	CSH0516	LW040
A40T GIDR416		40	30	300	52	80	4	16	CSH0520	LW040
A32S GIDR516	A4-05	32	26	250	44	64	5	16	CSH0516	LW040
A40T GIDR516		40	30	300	52	80	5	16	CSH0520	LW040
A40T GIDR616	A4-06	40	30	300	52	80	6	16	CSH0520	LW040



# GROOVING HOLDER 品牌專用槽刀

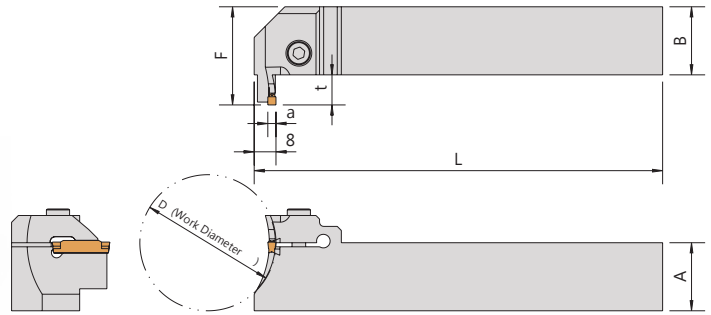


建議刀片品牌：




Order No.	Insert	Dimensions							Parts	Wrench
Right / Left		A	B	L	F	a	t	ar		
GNDFL2525M-312-035	GCMN30	25	25	150	25.3	3	12	35~45	CSH0520	LW040
GNDFL2525M-312-040		25	25	150	25.3	3	12	40~55	CSH0520	LW040
GNDFL2525M-318-050	GCMN30	25	25	150	25.3	3	18	50~70	CSH0520	LW040
GNDFL2525M-318-065		25	25	150	25.3	3	18	65~90	CSH0520	LW040
GNDFL2525M-318-090		25	25	150	25.3	3	18	90~150	CSH0520	LW040
GNDFL2525M-318-140		25	25	150	25.3	3	18	140~200	CSH0520	LW040
GNDFL2525M-423-050	GCMN40	25	25	150	25.3	4	23	50~70	CSH0520	LW040
GNDFL2525M-423-065		25	25	150	25.3	4	23	65~90	CSH0520	LW040
GNDFL2525M-423-085		25	25	150	25.3	4	23	85~130	CSH0520	LW040
GNDFL2525M-423-125		25	25	150	25.3	4	23	125~200	CSH0520	LW040
GNDFL2525M-423-180		25	25	150	25.3	4	23	180~300	CSH0520	LW040
GNDFL2525M-423-280		25	25	150	25.3	4	23	280~1000	CSH0520	LW040
GNDFL2525M-523-050	GCMN50	25	25	150	25.3	5	23	50~70	CSH0520	LW040
GNDFL2525M-523-065		25	25	150	25.3	5	23	65~90	CSH0520	LW040
GNDFL2525M-523-085		25	25	150	25.3	5	23	85~130	CSH0520	LW040
GNDFL2525M-523-125		25	25	150	25.3	5	23	125~200	CSH0520	LW040
GNDFL2525M-523-180		25	25	150	25.3	5	23	180~300	CSH0520	LW040



# GROOVING HOLDER 品牌專用槽刀

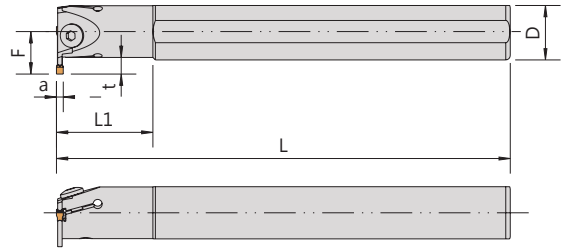
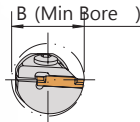


建議刀片品牌：

Order No.	Insert	Dimensions							Parts	Wrench
Right / Left		A	B	L	F	a	t	ar		
GNDFSR2525M-309-035	GCMN30	25	25	150	35	3	9	35~45	CSH0520	LW040
GNDFSR2525M-309-040		25	25	150	35	3	9	40~55	CSH0520	LW040
GNDFSR2525M-309-050		25	25	150	35	3	9	50~70	CSH0520	LW040
GNDFSR2525M-309-065		25	25	150	35	3	9	65~90	CSH0520	LW040
GNDFSR2525M-306-090		25	25	150	35	3	9	90~150	CSH0520	LW040
GNDFSR2525M-309-140		25	25	150	35	3	9	140~200	CSH0520	LW040
GNDFSR2525M-309-180		25	25	150	35	3	9	180~300	CSH0520	LW040
GNDFSR2525M-410-040	GCMN40	25	25	150	36	4	10	40~50	CSH0520	LW040
GNDFSR2525M-410-050		25	25	150	36	4	10	50~70	CSH0520	LW040
GNDFSR2525M-410-065		25	25	150	36	4	10	65~90	CSH0520	LW040
GNDFSR2525M-410-085		25	25	150	36	4	10	85~130	CSH0520	LW040
GNDFSR2525M-410-125		25	25	150	36	4	10	125~200	CSH0520	LW040
GNDFSR2525M-410-180		25	25	150	36	4	10	180~300	CSH0520	LW040
GNDFSR2525M-410-280		25	25	150	36	4	10	280~1000	CSH0520	LW040
GNDFSR2525M-516-050	GCMN50	25	25	150	42	5	16	50~70	CSH0520	LW040
GNDFSR2525M-516-065		25	25	150	42	5	16	65~90	CSH0520	LW040
GNDFSR2525M-516-085		25	25	150	42	5	16	85~130	CSH0520	LW040
GNDFSR2525M-516-125		25	25	150	42	5	16	125~200	CSH0520	LW040
GNDFSR2525M-516-180		25	25	150	42	5	16	180~300	CSH0520	LW040
GNDFSR2525M-516-280		25	25	150	42	5	16	280~1000	CSH0520	LW040



# GROOVING HOLDER 品牌專用槽刀

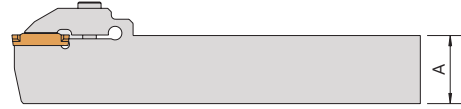
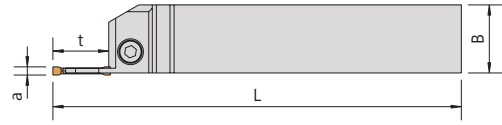


建議刀片品牌：

Order No.	Insert	Dimensions							Parts	Wrench
Right / Left		D	F	L	B min	L1	a	t		
GNDIR2024-T204B	GCMN20	20	14	150	24	20	2	4	CSB0414	LW025
GNDIR2532-T206B		25	18.5	150	32	25	2	6	CSB0516	LW030
GNDIR2026-T306B	GCMN30	20	16	150	26	20	3	6	CSB0414	LW025
GNDIR2532-T306B		25	18.5	150	32	25	3	6	CSB0516	LW030
GNDIR3240-T310B		32	24	200	40	32	3	10	CSB0616	LW040
GNDIR4050-T311B		40	30	250	50	40	3	11	CSB0616	LW040
GNDIR5060-T311B		50	35	300	60	50	3	11	CSB0616	LW040
GNDIR2532-T406B	GCMN40	25	18.5	150	32	25	4	6	CSB0516	LW030
GNDIR3240-T410B		32	24	200	40	32	3	10	CSB0616	LW040
GNDIR4050-T411B		40	30	250	50	40	3	11	CSB0616	LW040
GNDIR5060-T411B		50	35	300	60	50	3	11	CSB0616	LW040
GNDIR3240-T510B		32	24	200	40	32	5	10	CSB616	LW040
GNDIR4050-T511B		40	30	250	50	40	5	11	CSB0616	LW040
GNDIR5060-T511B		50	35	300	60	50	5	11	CSB0616	LW040



# GROOVING HOLDER 品牌專用槽刀


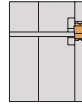
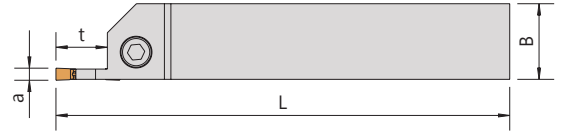


建議刀片品牌：SUMITOMO




Order No.	Insert	Dimensions						Parts	Wrench
Right / Left		A	B	L	F	a	t		
GNDMR/L1010K-211	GCMN20	10	10	125	10.3	2	11	CS35115	FT-15
GNDMR/L1212K-211		12	12	125	12.3	2	11	CS35115	FT-15
GNDMR/L1616K-211		16	16	125	16.3	2	11	CSH0512	LW040
GNDMR/L1616K-217		16	16	125	16.3	2	17	CSH0512	LW040
GNDMR/L2020K-312	GCMN30	20	20	125	20.3	3	12	CSH0516	LW040
GNDMR/L2020K-320		20	20	125	20.3	3	20	CSH0516	LW040
GNDMR/L2525M-312		25	25	150	25.3	3	12	CSH0516	LW040
GNDMR/L2525M-320		25	25	150	25.3	3	20	CSH0516	LW040
GNDMR/L2020K-412	GCMN40	20	20	125	20.3	4	12	CSH0520	LW040
GNDMR/L2020K-418		20	20	125	20.3	4	18	CSH0520	LW040
GNDMR/L2020K-425		20	20	125	20.3	4	25	CSH0520	LW040
GNDMR/L2525M-412		25	25	150	25.3	4	12	CSH0520	LW040
GNDMR/L2525M-418		25	25	150	25.3	4	18	CSH0520	LW040
GNDMR/L2525M-425		25	25	150	25.3	4	25	CSH0520	LW040
GNDMR/L2525M-518		25	25	150	25.3	5	18	CSH0520	LW040



# GROOVING HOLDER 品牌專用槽刀

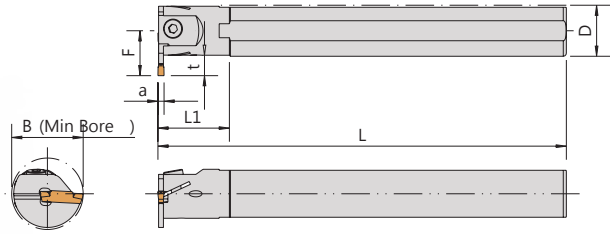


建議刀片品牌：KORLOY

Order No.	Insert	Dimensions						Parts	Wrench
Right / Left		A	B	L	F	a	t		
GHDR 2020K02-14KO	MGMN200	20	20	125	20.3	2	14	CSH0616	LW050
GHDR 2525M02-14KO		25	25	150	25.3	2	14	CSH0616	LW050
GHDR 2525M02-20KO		25	25	150	25.3	2	20	CSH0616	LW050
GHDR 1616H03-16KO	MGMN300	16	16	100	16.3	3	16	CSH0514	LW040
GHDR 2020K03-10KO		20	20	125	20.3	3	10	CSH0616	LW050
GHDR 2020K03-20KO		20	20	125	20.3	3	20	CSH0616	LW050
GHDR 2525M03-10KO		25	25	150	25.3	3	10	CSH0616	LW050
GHDR 2525M03-16KO		25	25	150	25.3	3	16	CSH0616	LW050
GHDR 2525M03-20KO		25	25	150	25.3	3	20	CSH0616	LW050
GHDR 2020K04-20KO		MGMN400	20	20	125	20.3	4	20	CSH0616
GHDR 2525M04-10KO	25		25	150	25.3	4	10	CSH0616	LW050
GHDR 2525M04-16KO	25		25	150	25.3	4	16	CSH0616	LW050
GHDR 2525M04-20KO	25		25	150	25.3	4	20	CSH0616	LW050
GHDR 2525M05-16KO	MGMN500	25	25	150	25.3	5	16	CSH0616	LW050
GHDR 2525M05-20KO		25	25	150	25.3	5	20	CSH0616	LW050

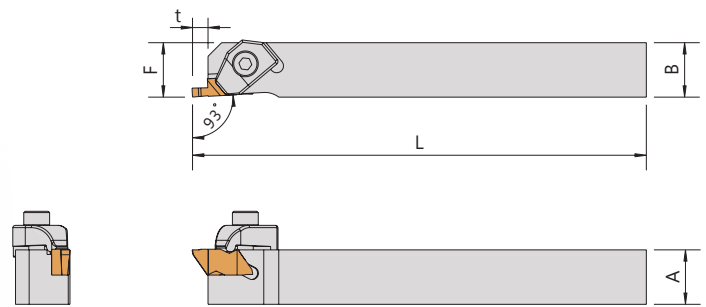



# GROOVING HOLDER 品牌專用槽刀



Recommended Insert 建議刀片品牌 : Korloy

Order No.	Insert	Dimensions							Parts	Wrench
		D	F	L	B min	L1	a	t		
Right / Left										
MGIVR 2016M2	MGMN200	16	12	150	20	25	2	4	CSH0312	LW025
MGIVR 2520M2		20	14.5	150	25	25	2	4	CSH0512	LW040
MGIVR 2925R2		25	16.5	200	29	30	2	4	CSH0516	LW040
MGIVR 2620M3	MGMN300	20	16	150	26	25	3	6	CSH0512	LW040
MGIVR 3020M3		20	20	150	30	25	3	10	CSH0512	LW040
MGIVR 3125R3		25	18.5	200	31	30	3	6	CSH0516	LW040
MGIVR 3525R3		25	22.5	200	35	30	3	10	CSH0516	LW040
MGIVR 3832S3		32	22	250	38	40	3	6	CSH0516	LW040
MGIVR 4232S3		32	26	250	42	40	3	10	CSH0516	LW040
MGIVR 2620M4	MGMN400	20	16	150	26	25	4	6	CSH0512	LW040
MGIVR 3020M4		20	20	150	30	25	4	10	CSH0512	LW040
MGIVR 3125R4		25	18.5	200	31	30	4	6	CSH0516	LW040
MGIVR 3525R4		25	22.5	200	35	30	4	10	CSH0516	LW040
MGIVR 3832S4		32	22	250	38	40	4	6	CSH0516	LW040
MGIVR 4232S4		32	26	250	42	40	4	10	CSH0516	LW040

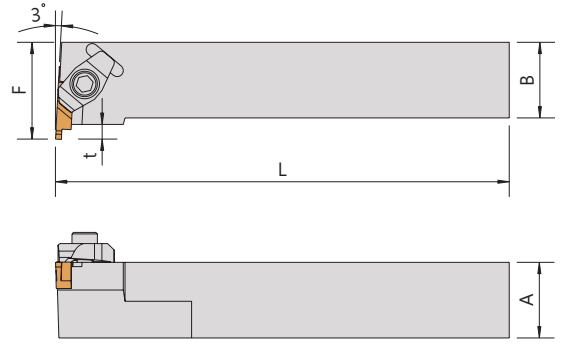
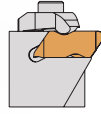
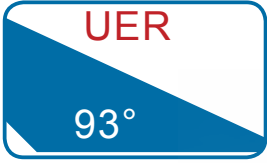


Recommended Insert 建議刀片品牌 : Kennametal

Order No.	Insert	Dimensions					Parts		Wrench	
		A	B	L	F	t	Clamp			
Right / Left							R	L		
UASR/L1010M2Q	N**R/L2	10	10	150	10	3.5	CPK3A	CPK4A	CSH3512	LW025
UASR/L1212M2Q	N**R/L2	12	12	150	12	3.5	CPK3A	CPK4A	CSH3512	LW025
UASR/L1616K3Q	N**R/L3	16	16	125	16	5.3	CPK1A	CPK2A	CSH0516	LW040

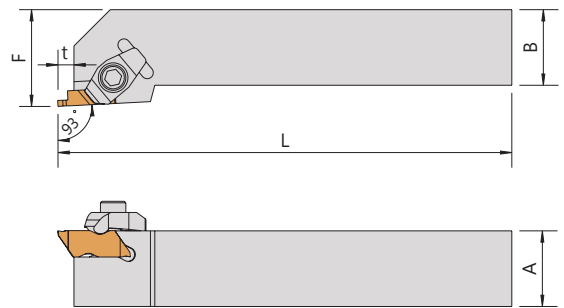
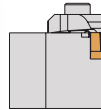



# GROOVING HOLDER 品牌專用槽刀



Recommended Insert 建議刀片品牌: Kennametal

Order No.	Insert	Dimensions					Parts		Wrench	
		A	B	L	F	t	Clamp			
Right / Left							R	L		
UER/L1616H2	N**R/L2	16	16	100	20	3.5	CPK4	CPK3	CSH3512	LW025
UER/L2020K2	N**R/L2	20	20	125	25	3.5	CPK4	CPK3	CSH3512	LW025
UER/L2525M2	N**R/L2	25	25	150	32	3.5	CPK4	CPK3	CSH3512	LW025
UER/L2020K3	N**R/L3	20	20	125	25	3.5	CPK2	CPK1	CSH0516	LW040
UER/L2525M3	N**R/L3	25	25	150	32	5.3	CPK2	CPK1	CSH0516	LW040
UER/L3225P3	N**R/L3	32	25	170	32	5.3	CPK2	CPK1	CSH0516	LW040
UER/L2525M4	N**R/L4	25	25	150	43	7	CPK2	CPK1	CSH0516	LW040

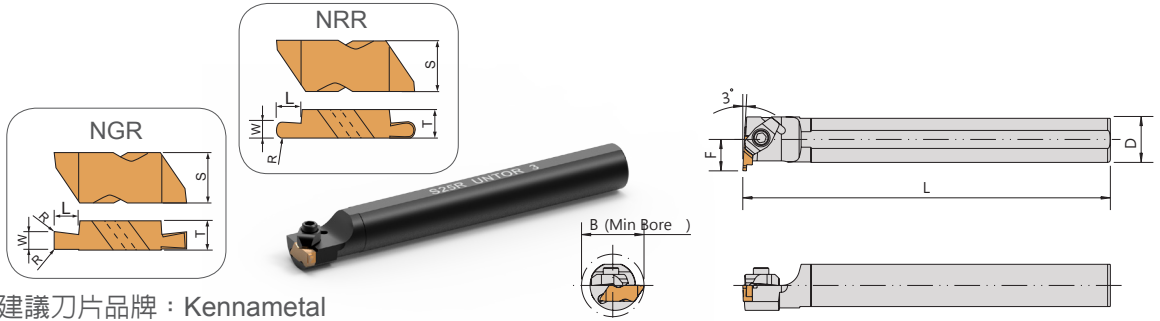
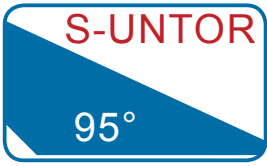


Order No.	Insert	Dimensions					Parts		Wrench	
		A	B	L	F	t	Clamp			
Right / Left							R	L		
USR/L1212F2	N**R/L2	12	12	80	16	3.5	CPK3	CPK4	CSH3512	LW025
USR/L1616H2	N**R/L2	16	16	100	20	3.5	CPK3	CPK4	CSH3512	LW025
USR/L2020K2	N**R/L2	20	20	125	25	3.5	CPK3	CPK4	CSH3512	LW025
USR/L2525M2	N**R/L2	25	25	150	32	3.5	CPK3	CPK4	CSH3512	LW025
USR/L2020K3	N**R/L3	20	20	125	25	5.3	CPK1	CPK2	CSH0516	LW040
USR/L2525M3	N**R/L3	25	25	150	32	5.3	CPK1	CPK2	CSH0516	LW040
USR/L3225P3	N**R/L3	32	25	170	32	5.3	CPK1	CPK2	CSH0516	LW040
USR/L3232P3	N**R/L3	32	32	170	32	5.3	CPK1	CPK2	CSH0516	LW040
USR/L2525M4	N**R/L4	25	25	150	32	5.3	CPK1	CPK2	CSH0516	LW040
USR/L3225P4	N**R/L4	25	25	170	32	5.3	CPK1	CPK2	CSH0516	LW040





# GROOVING HOLDER 品牌專用槽刀

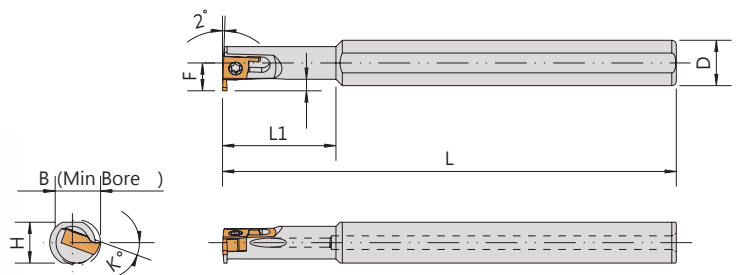


Recommended Insert 建議刀片品牌 : Kennametal

Order No.	Insert	Dimensions				Parts		Wrench	
		D	F	L	B	Clamp			
Right / Left						R	L		
S12M-UNTO R/L2	N*L/R2	12	11	150	18.5	CPK4B	CPK3B	CSH3512	LW025
S16M-UNTO R/L2	N*L/R2	16	11	150	22.0	CPK4	CPK3	CSH3512	LW025
S20Q-UNTO R/L2	N*L/R2	20	13	180	26.0	CPK4	CPK3	CSH3512	LW025
S25R-UNTO R/L2	N*L/R2	25	17	200	34.0	CPK4	CPK3	CSH3512	LW025
S25R-UNTO R/L3	N*L/R3	25	17	200	34.0	CPK2	CPK1	CSH0516	LW040
S32S-UNTO R/L3	N*L/R3	32	22	250	44.0	CPK2	CPK1	CSH0516	LW040
S40T-UNTO R/L3	N*L/R3	40	27	300	54.0	CPK2	CPK1	CSH0516	LW040

Ordering Code	UN123	W	L	R	T	S
NGR21000	*	1.00	1.3	0.0	3.81	5.56
NGR21500	*	1.50	2.8	0.0	3.81	5.56
NGR22020	*	2.00	2.8	0.2	3.81	5.56
NGR22520	*	2.50	2.8	0.2	3.81	5.56
NGR31500	*	1.50	2.4	0.0	4.95	8.74
NGR32020	*	2.00	2.4	0.2	4.95	8.74
NGR32520	*	2.50	3.8	0.2	4.95	8.74
NGR33020	*	3.00	3.8	0.2	4.95	8.74

Ordering Code	UN123	W	L	R	T	S
NRR210050	*	1.00	1.5	0.50	3.81	5.56
NRR215075	*	1.50	2.5	0.75	3.81	5.56
NRR220100	*	2.00	2.5	1.00	3.81	5.56
NRR225125	*	2.50	2.5	1.25	3.81	5.56
NRR320100	*	2.00	2.0	1.00	4.95	8.74
NRR325125	*	2.50	3.5	1.25	4.95	8.74
NRR330150	*	3.00	3.5	1.50	4.95	8.74
NRR335175	*	3.50	3.5	1.75	4.95	8.74
NRR340200	*	4.00	3.5	2.00	4.95	8.74
NRR345225	*	4.50	3.5	2.25	4.95	8.74

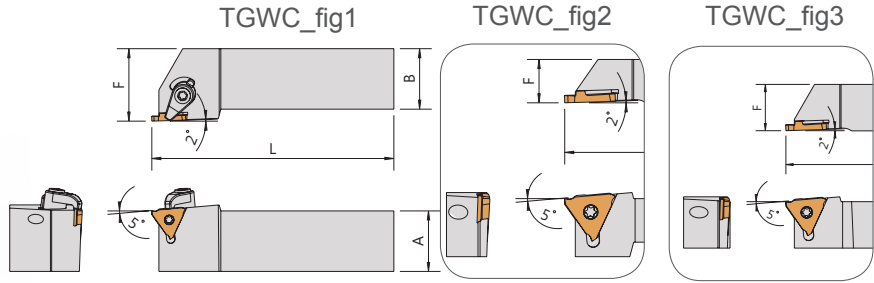


Recommended 建議刀片品牌 : KYOCERA

Order No.	Insert	Dimensions							Parts	Wrench
Right / Left		D	F	L	B min	L1	t	H		
S08H-SIGE R/L 08A	GER/L 100-005A ~ 200-010A	8	4.8	100	8	20	1.5	7.2	CS20038	FT-6
S10K-SIGE R/L 10B	GER/L 100-005B ~ 300-020B	10	6.2	125	10	25	2.2	9	CS25060	FT-7
S10K-SIGE R/L 12B	GER/L 100-005B ~ 300-020B	10	7.0	125	12	30	2.2	9	CS25060	FT-7
S12M-SIGE R/L 14B	GER/L 100-005B ~ 300-020B	12	8.0	150	14	40	2.2	11	CS25060	FT-7

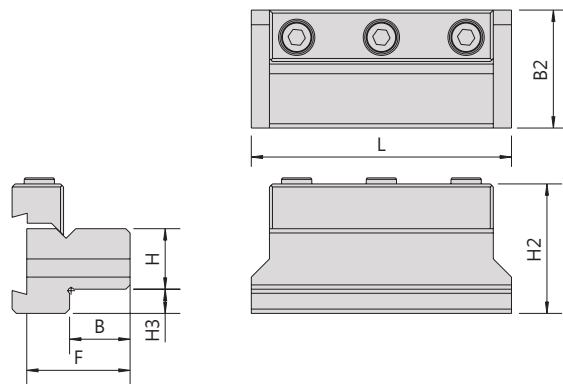


# GROOVING HOLDER 品牌專用槽刀



Recommended Insert 建議刀片品牌：SUMITOMO

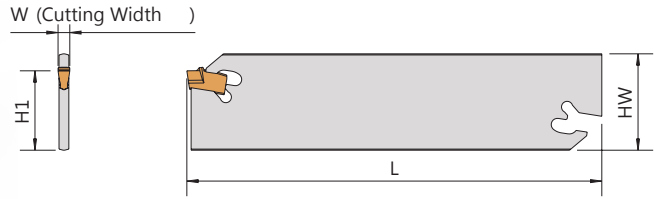
Order No.	Insert	Dimensions					Fig	Parts					Wrench
		Right / Left	A	B	L	F		Insert screw	Insert wrench	Clamp	Clamp screw	Wash	
TGWCR1010-3	TGA 3		10	10	125	10	2	CS40090	FT-15	-	-	-	-
TGWCR1212-3	TGA 3		12	12	125	12	2	CS40090	FT-15	-	-	-	-
TGWCR1616-3	TGA 3		16	16	125	16	3	CS40090	FT-15	-	-	-	-
TGWCR2020-3	TGA 3		20	20	125	25	1	CS40090	TL-15	CP50-23	CS70-23	ER04	LW030
TGWCR2525-3	TGA 3		25	25	150	30	1	CS40090	TL-15	CP50-23	CS70-23	ER04	LW030
TGWCR2020-15	TGA 4 (W1~1.45)		20	20	125	25	1	CS50100	TL-20	CP50-23	CS70-23	ER04	LW030
TGWCR2525-15	TGA 4 (W1~1.45)		25	25	150	30	1	CS50100	TL-20	CP50-23	CS70-23	ER04	LW030
TGWCR2020-25	TGA 4 (W1.5~2.3)		20	20	125	25	1	CS50100	TL-20	CP50-23	CS70-23	ER04	LW030
TGWCR2525-25	TGA 4 (W1.5~2.3)		25	25	150	30	1	CS50100	TL-20	CP50-23	CS70-23	ER04	LW030
TGWCR2020-35	TGA 4 (W2.5~4.8)		20	20	125	25	1	CS50100	TL-20	CP50-23	CS70-23	ER04	LW030
TGWCR2525-35	TGA 4 (W2.5~4.8)		25	25	150	30	1	CS50100	TL-20	CP50-23	CS70-23	ER04	LW030



Order No.								Parts	Wrench
Right / Left	H	B	F	H2	B2	H3	L	CSH0625	LW050
SBN1216-26	12	16	31	40	35	16	90		
SBN1616-26	16	16	31	40	35	12	90		
SBN2020-26	20	20	35	40	39	8	90		
SBN2520-26	20	25	35	40	39	3	90		
SBN2020-32	20	20	34	46	40	13	110		
SBN2520-32	25	20	34	46	40	8	110		
SBN3230-32	32	30	44	53	50	8	110		



# Blades and Holders for Parting-off 切斷刀板



Recommended 建議刀片品牌：KENNAMETAL

Order No.	Insert	Dimensions				Wrench
Right / Left		HW	W	H1	L	
SGIH26J2	A2022	26	2.2	21.4	110	SL4
SGIH32M2		32	2.2	25	150	
SGIH26J3	A2030	26	3	21.4	110	
SGIH32M3		32	3	25	150	

Recommended 建議刀片品牌：KYOCERA

Order No.	Insert	Dimensions				Wrench
Right / Left		HW	W	H1	L	
KTKB26-3S	TKN3	26	3	21.4	110	SL3
KTKB32-3S		32	3	25	150	

Recommended 建議刀片品牌：ISCAR、WIDIA

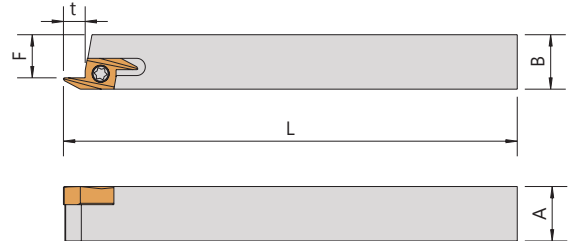
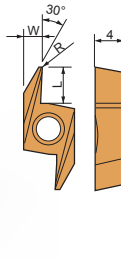
Order No.	Insert	Dimensions				Wrench
Right / Left		HW	W	H1	L	
SGFH26J2	GFN2	26	2.2	21.4	110	SL3
SGFH26J3	GFN3	26	3	21.4	110	
SGFH32M3	GFN3	32	3	25	150	
SGTH26J2	GTN2	26	2.25	21.4	110	SL3
SGTH26J3	GTN3	26	3.05	21.4	110	
SGTH32M3	GTN3	32	3.05	25	150	

Recommended 建議刀片品牌：SUMITOMO

Order No.	Insert	Dimensions				Wrench
Right / Left		HW	W	H1	L	
STFH26-3	WCFN3	26	3	21.4	110	SL4
STFH32-3	WCFN3	32	3	25	150	
STFH32-4	WCFN4	32	4	25	150	

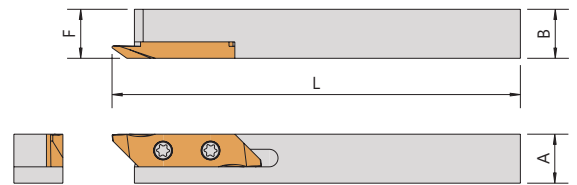
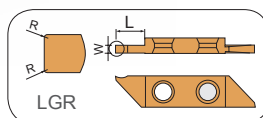
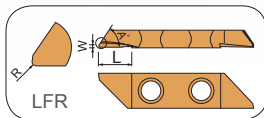
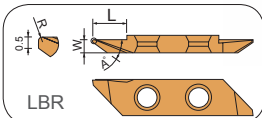


# Toolholders for Grooving 外徑自動車床刀



Order No.	Insert	Dimensions					Parts	Wrench
		A	B	L	F	t		
SBR1010K19	S*R19 / BBR19	10	10	125	7.5	4.0	CS30070	FT10
SBR1212K19	S*R19 / BBR19	12	12	125	9.5	4.0	CS30070	FT10
SBR1616K19	S*R19 / BBR19	16	16	125	13.5	4.0	CS30070	FT10

Ordering Code	UN210	W	R	L
BBR19005	*	2.5	0.05	4.5
BBR19015	*	2.5	0.15	4.5



Order No.	Insert	Dimensions				Parts	Wrench
		A	B	L	F		
SLALR/L1010K38	L*R/L38	10	10	125	10	CS35091	FT15
SLALR/L1212K38	L*R/L38	12	12	125	12	CS35091	FT15
SLALR/L1616K38	L*R/L38	16	16	125	16	CS35091	FT15

Ordering Code	UN212	W	A°	R	L
LBR382020V	*	2.0	35°	0.2	3.5
LBR383020V	*	3.0	35°	0.2	6.0
LBR384020V	*	4.0	35°	0.2	9.0

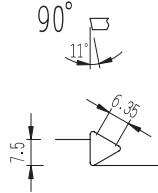
Ordering Code	UN212	W	A°	R	L
LFR383500V	*	0.5	35°	0.0	6.5
LFR383502V	*	0.5	35°	0.2	6.5
LFR385500V	*	0.5	55°	0.0	6.5
LFR385502V	*	0.5	55°	0.2	6.5

Ordering Code	UN212	W	R	L
LGR381000U	*	1.0	0.0	2.5
LGR381500U	*	1.5	0.0	5.0
LGR382020U	*	2.0	0.2	6.0
LGR382520U	*	2.5	0.2	8.0
LGR383020U	*	3.0	0.2	8.0

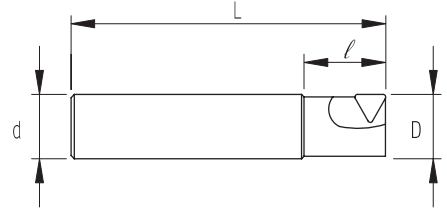


-Straight Shank  
90°shoulder.

Positive  
Axial Rake



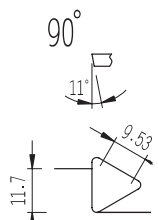
For indexable inserts  
TP 1102, TP 1103



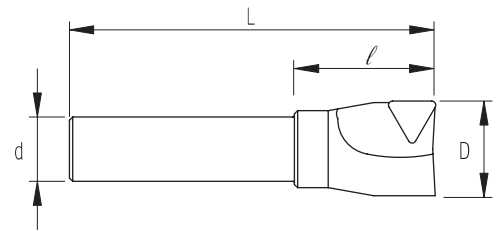
Order No.	Insert	Dimensions					Clamp	Screw	Wrench
Right / Left		D	L	ℓ	d	I No			
ME16T	TP 1102	16	100	26	16	1	CP50-4	CS70-5	LW030
ME18T		18	100	26	16	1			
ME20T		20	100	26	20	2			
ME22T		22	100	26	20	2			
ME25Tx20		25	100	26	20	2			
ME16TxTP1103	TP 1103	16	100	26	16	1	CP50-4	CS70-5	LW030
ME20TxTP1103		20	100	26	20	2			
ME22TxTP1103		22	100	26	20	2			
ME25Tx25xTP1103		25	100	26	25	2			
ME30Tx25xTP1103		30	100	26	25	2			



-Straight Shank  
90°shoulder.



For indexable inserts  
TP 1603



Order No.	Insert	Dimensions					Clamp	Screw	Spring	Wrench
Right / Left		D	L	ℓ	d	I No				
ME30Tx25	TP 1603	30	114	34	25	2	CP50-3	CSB0617T	SP030	TL-25
ME32Tx25		32	114	34	25	2				
ME32Tx32		32	114	34	32	2				
ME35Tx32		35	114	34	32	2				
ME40Tx32		40	114	34	32	3				
ME45Tx32		45	116	36	32	3				
ME50Tx32		50	116	36	32	3				



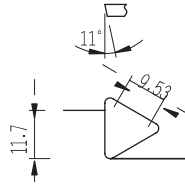
# END MILLS 端銑刀



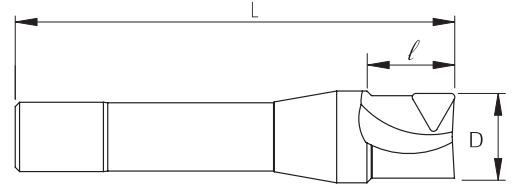
-R8-Shank(Bridgeport)  
90°shoulder.

Positive  
Axial Rake

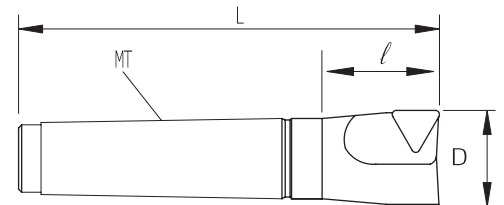
90°



For indexable inserts  
TP 1603



Order No.	Insert	Dimensions					Clamp	Screw	Spring	Wrench
Right / Left		D	L	ℓ	Shank	I No				
ME30TR8	TP 1603	30	140	29	R8	2	CP50-3	CSB0617T	SP030	TL-25
ME32TR8		32	140	29	R8	2				
ME35TR8		35	140	29	R8	2				
ME40TR8		40	140	29	R8	3				
ME45TR8		45	146	35	R8	3				
ME50TR8		50	146	35	R8	3				
ME63TR8		63	153	40	R8	4				
ME75TR8		75	153	40	R8	5				



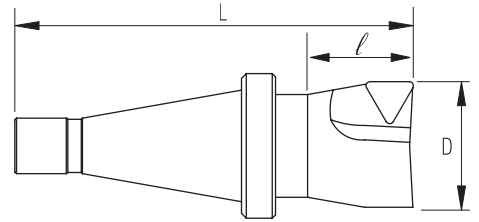
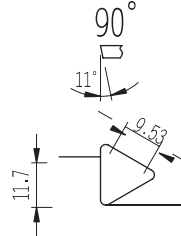
Drawbar thread = M12x1.75 or 1/2-12

Order No.	Insert	Dimensions					Clamp	Screw	Spring	Wrench
Right / Left		D	L	ℓ	MT No	I No				
ME30TMT3	TP 1603	30	132	34	3	2	CP50-3	CSB0617T	SP030	TL-25
ME32TMT3		32	132	34	3	2				
ME35TMT3		35	132	34	3	2				
ME40TMT3		40	132	34	3	3				
ME45TMT3		45	132	34	3	3				
ME50TMT3		50	132	34	3	3				
ME63TMT3		63	132	34	3	4				



-National Taper Shank  
90° shoulder.

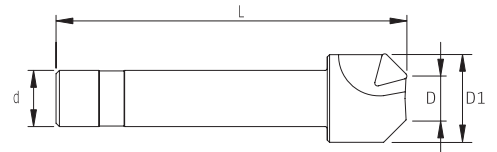
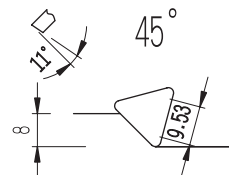
Positive  
Axial Rake



NT30 drawbar thread = M12x1.75 or 1/2-12  
NT40 drawbar thread = M16x2.0 or 5/8-1

For indexable inserts  
TP 1603

Order No.	Insert	Dimensions					Clamp	Screw	Spring	Wrench
Right / Left		D	L	ℓ	NT No	I No				
ME35TNT30	TP 1603	35	124	34	30	2	CP50-3	CSB0617T	SP030	TL-25
ME40TNT30		40	124	34	30	3				
ME45TNT30		45	124	34	30	3				
ME50TNT30		50	124	34	30	3				
ME63TNT30		63	124	34	30	4				
ME75TNT30		75	124	34	30	5				
ME50TNT40		50	149	34	40	3				
ME63TNT40		63	149	34	40	4				
ME75TNT40		75	149	34	40	5				

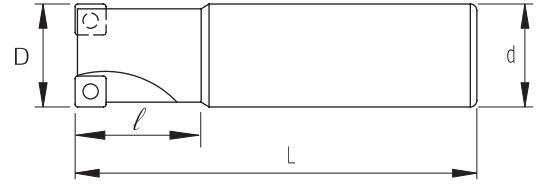


For indexable inserts  
TP 1603

Order No.	Insert	Dimensions					Clamp	Screw	Wrench
Right / Left		D	L	d	D1	I No			
ME05C	TP 1603	5	100	20	25	1	CP50-5	CS70-11	LW040
ME10C		10	120	20	29	2			
ME20C		20	156	25	40	3			

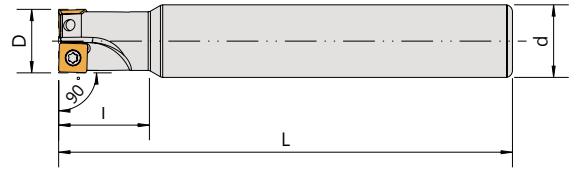


New generation of 90° face and shoulder Milling cutter with screw-on inserts  
Low costs per cutting edge through Indexable insert with four edges



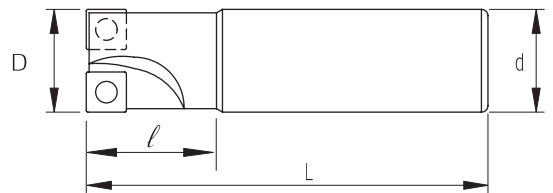
Recommended Inserts 刀片建議品牌: KYOCERA

Order No.	Insert	Dimensions					Screw	Wrench
		D	L	l	d	I No		
Right / Left								
E90SE09-D25K02	SEMM09T3PESR	25	120	30	25	2	CS30070	DBIT-T10
E90SE09-D32K03		32	125	35	32	3		
E90SE09-D40K04		40	125	40	32	4		
E90SE09-D50K05		50	125	40	32	5		



Recommended Inserts 刀片建議品牌: KENNAMETAL & KYOCERA

Order No.	Insert	Dimensions					Screw	Wrench
		D	L	l	d	I No		
Right / Left								
E90SD06-D10H01	SDMT0603	5	100	20	6	1	CS25065	DBIT-T8
E90SD06-D12H01		6	100	20	6	1		
E90SD06-D14H02		7	100	20	8	2		
E90SD06-D16H02		8	100	20	8	2		
E90SD06-D20K03		10	125	20	10	3		



Recommended Inserts 刀片建議品牌: KENNAMETAL & KYOCERA

Order No.	Insert	Dimensions					Screw	Wrench
		D	L	l	d	I No		
Right / Left								
E90SD12-D32K02	SDPT1204PDEN	32	125	35	32	2	CS35090	DBIT-T15
E90SD12-D40K02		40	125	40	32	3		
E90SD12-D50K03		50	125	40	32	5		



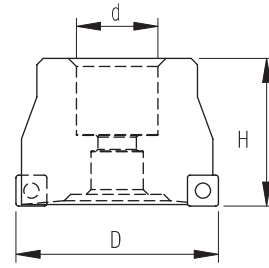


# END MILLS 端銑刀

**F90SE09**



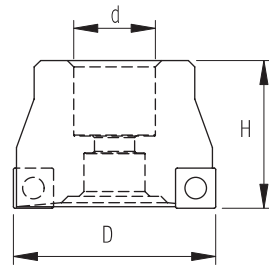
New generation of 90° face and shoulder  
Milling cutter with screw-on inserts Low costs per cutting edge through Indexable insert with four edges



Recommended Inserts 刀片建議品牌: KYOCERA

Order No.	Insert	Dimensions					Screw	Wrench
Right / Left		D	H	d	d (inch)	I No		
F90SE09-D40A04R	SEMM09T3PESR	40	40	16	-	4	CS30070	DBIT-T10
F90SE09-D50A05R		50	46	22	-	5		
F90SE09-D63A05R		63	46	22	1"	5		
F90SE09-D80B06R		80	50	27	1"	6		
F90SE09-D100B08R		100	50	32	1-1/4"	8		
F90SE09-D125B10R		125	55	40	1-1/2"	10		

**F90SD12**

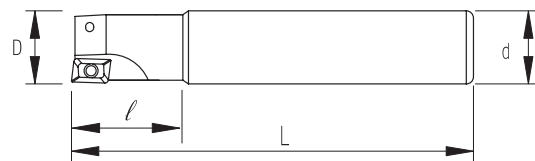


Recommended Inserts 刀片建議品牌: KENNAMETAL & KYOCERA

Order No.	Insert	Dimensions					Shim	Shim Scerw	Screw	Wrench
Right / Left		D	H	d	d (inch)	I No				
F90SD12-D050A03R	SDMT1204 PDEN	50	40	22	-	3	-	-	CS35115	DBIT-T15
F90SD12-D063A04R		63	46	22	1"	4	-	-		
F90SD12-D080B05R		80	50	27	1"	5	SMS321	SN535		
F90SD12-D100B06R		100	50	32	1-1/4"	6				
F90SD12-D125B07R		125	61	40	1-1/2"	7				



# END MILLS 端銑刀



Recommended Inserts 刀片建議品牌: SUMITOMO & NACHI

Order No.	Insert	Dimensions					Screw	Wrench
		D	L	l	d	I No		
Right / Left								
E90AP10-D10F01	APMT1035PDER	10	80	20	10	1	CS25045	DBIT-T8
E90AP10-D10K01		10	120	30	10	1		
E90AP10-D10M01		10	150	30	10	1		
E90AP10-D10F01-12		10	80	20	12	1		
E90AP10-D12F01	APMT1035PDER	12	80	25	12	1	CS25055	
E90AP10-D12K01		12	120	25	12	1		
E90AP10-D12M01		12	150	25	12	1		
E90AP10-D14G01		14	90	25	16	1		
E90AP10-D16G02		16	90	25	16	2		
E90AP10-D16L02		16	130	25	16	2		
E90AP10-D16M02	APMT1035PDER	16	150	25	16	2	CS25065	
E90AP10-D16R02		16	200	25	16	2		
E90AP10-D18G02		18	90	25	16	2		
E90AP10-D20J02		20	110	30	20	2		
E90AP10-D20M02		20	150	30	20	2		
E90AP10-D20R02		20	200	30	20	2		
E90AP10-D21M03		21	150	30	20	3		
E90AP10-D25K03		25	125	35	25	3		
E90AP10-D25N03		25	160	35	25	3		
E90AP10-D25R03		25	200	35	25	3		
E90AP10-D30K04	30	120	35	32	4			
E90AP10-D32Q04	32	180	35	32	4			

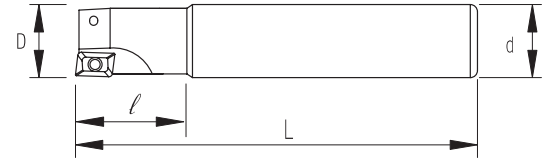
### 多刃型 ( FINE PITCH )

E90AP10-D20J03	APMT1035PDER	20	110	30	20	3	CS25065	DBIT-T8
E90AP10-D20M03		20	150	30	20	3		
E90AP10-D25K04		25	120	35	25	4		
E90AP10-D25N04		25	160	60	25	4		
E90AP10-D26N04		26	160	35	25	4		
E90AP10-D32K05		32	120	35	32	5		
E90AP10-D32Q05		32	180	80	32	5		
E90AP10-D33Q05		33	180	35	32	5		
E90AP10-D40K06		40	125	40	32	6		
E90AP10-D40R06		40	200	100	32	6		



# END MILLS 端銑刀

**E90AP16**

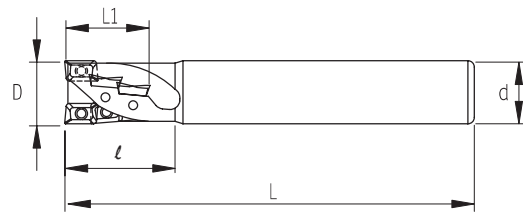


Recommended Inserts 刀片建議品牌: SUMITOMO & NACHI

Order No.	Insert	Dimensions					Screw	Wrench	
		Right / Left	D	L	l	d			I No
E90AP16-D25K02	APMT1605PDER		25	125	35	25	2	CS35090	DBIT-T15
E90AP16-D25N02			25	160	35	25	2		
E90AP16-D25R02			25	200	35	25	2		
E90AP16-D25S02			25	250	35	25	2		
E90AP16-D26N02			26	160	35	25	2		
E90AP16-D32K03			32	125	40	32	3		
E90AP16-D32Q03			32	180	60	32	3		
E90AP16-D35K03			35	125	40	32	3		
E90AP16-D40K04			40	125	45	32	4		
E90AP16-D40M04			40	150	45	32	4		
E90AP16-D40R04			40	200	45	32	4		
E90AP16-D50K05			50	125	40	32	5		
E90AP16-D63K06			63	125	40	32	4		

**EM90AP**  
粗銑刀

HELICAL END MILLS



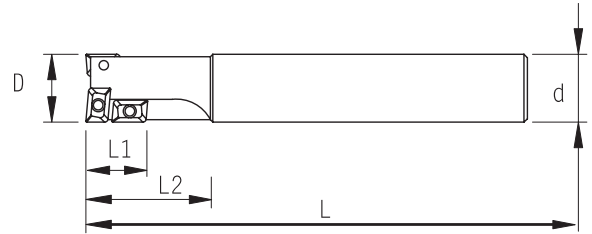
Recommended Inserts 刀片建議品牌: SUMITOMO & NACHI

Order No.	Insert	Dimensions							Screw	Wrench	
		Right / Left	D	L	l	d	L1	T No			I No
EM90AP10-D20K06	APMT1035PDER		20	120	35	20	23	2	6	CS25065	DBIT-T8
EM90AP10-D25K08			25	130	45	25	36	2	8		
EM90AP10-D32L15			32	140	55	32	44	3	15		
EM90AP10-D40M21			40	150	65	32	54	3	21		
EM90AP16-D40M12	APMT1605PDER		40	150	65	42	51	3	12	CS35090	DBIT-T15
EM90AP16-D50N15			50	165	75	42	59	3	15		



# END MILLS 端銑刀

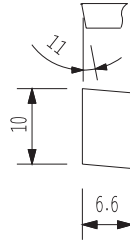
DM90AP



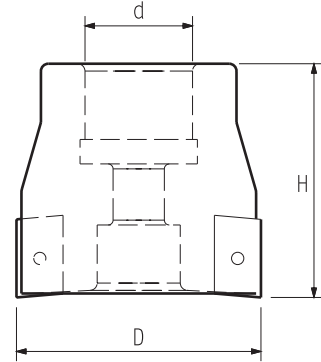
Recommended Inserts 刀片建議品牌: SUMITOMO & NACHI

Order No.	Insert	Dimensions						Screw	Wrench
Right / Left		D	L	d	L1	L2	I No		
DM90AP10-D20K03	APMT1035PDER	20	130	20	16	35	3	CS25065	DBIT-T8
DM90AP10-D20Q03		20	185	20	16	35	3		
DM90AP10-D21K03		21	130	20	16	35	3		
DM90AP10-D25L04		25	140	25	24	35	4		
DM90AP10-D25R04		25	220	25	24	35	4		
DM90AP10-D26L04		26	140	25	24	35	4		
DM90AP10-D30M05		30	150	25	32	50	5		
DM90AP16-D32M04	APMT1605PDER	32	150	32	40	50	4	CS35090	DBIT-T15
DM90AP16-D32S04		32	230	32	40	60	4		
DM90AP16-D33M04		33	150	32	40	50	4		
DM90AP16-D40N04		40	160	32	40	60	4		
DM90AP16-D40S04		40	240	32	40	60	4		

## MSAP10



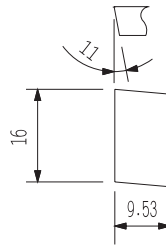
For indexable inserts  
APMT1035



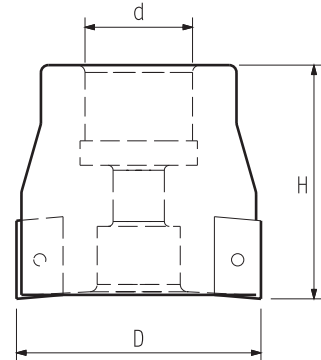
Recommended Inserts 刀片建議品牌: SUMITOMO & NACHI

Order No.	Insert	Dimensions					Screw	Wrench
Right / Left		D	H	d	d (inch)	I No		
MSAP10-D040A06R	APMT 1035PDER	40	40	16	-	6	CS25065	DBIT-T8
MSAP10-D050A07R		50	40	22	-	7		
MSAP10-D063A09R		63	46	22	1"	9		

## MSAP16



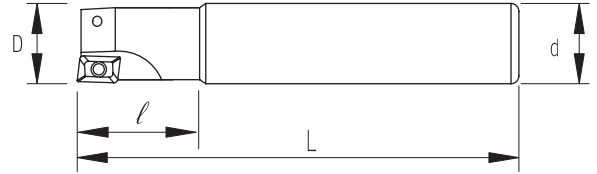
For indexable inserts  
APMT1605



Recommended Inserts 刀片建議品牌: SUMITOMO & NACHI

Order No.	Insert	Dimensions					Screw	Wrench
Right / Left		D	H	d	d (inch)	I No		
MSAP16-D050A05R	APMT 1605PDER	50	40	22	-	5	CS35090	DBIT-T15
MSAP16-D063A06R		63	46	22	1"	6		
MSAP16-D080B08R		80	46	27	1"	8		
MSAP16-D100B10R		100	50	32	1 1/4"	10		

E90AX12-H  
E90AX12-LH



Recommended Inserts 刀片建議品牌: SUMITOMO & NACHI

Order No.	Insert	Dimensions					Screw	Wrench
		D	L	l	d	I No.		
Right / Left								
E90AX12-D14H	AXMT 1235	14	80	25	16	1	CS30051	DBIT-T8
E90AX12-D16H		16	100	25	16	2		
E90AX12-D17H		17	150	25	16	2		
E90AX12-D17H		17	200	25	16	2	CS30058	
E90AX12-D18H		18	100	25	16	2		
E90AX12-D20H		20	110	30	20	3		
E90AX12-D21H		21	150	30	20	3		
E90AX12-D21H		21	200	30	20	3		
E90AX12-D22H		22	110	30	20	3		
E90AX12-D25H		25	120	35	25	4		
E90AX12-D26H		26	150	35	25	4		
E90AX12-D26H		26	200	35	25	4		
E90AX12-D28H		28	120	35	25	4		
E90AX12-D30H		30	120	35	25	4		
E90AX12-D32H		32	130	40	32	5		
E90AX12-D33H		33	200	40	32	5		
E90AX12-D40H		40	150	30	32	6		

Order No.	Insert	Dimensions					Screw	Wrench
		D	L	l	d	I No.		
Right / Left								
E90AX12-D14LH	AXMT 1235	14	120	25	16	1	CS30051	DBIT-T8
E90AX12-D16LH		16	145	25	16	2		
E90AX12-D18LH		18	145	25	16	2		
E90AX12-D20LH		20	150	40	20	2	CS30058	
E90AX12-D22LH		22	150	30	20	2		
E90AX12-D25LH		25	170	50	25	2		
E90AX12-D28LH		28	170	30	25	2		
E90AX12-D30LH		30	170	30	25	2		
E90AX12-D32LH		32	180	60	32	2		
E90AX12-D40LH		40	180	30	32	2		

E90AX12-D16 without cooling channel 無油孔

E90AX12-D16H with cooling channel 附油孔

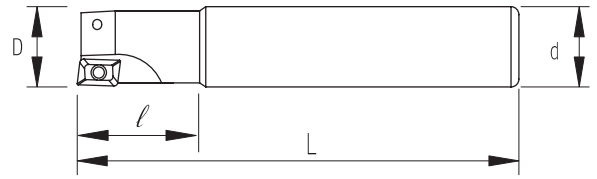

E90AX12-D16LH with longer shank and cooling channel 加長型附油孔



# END MILLS

# 端銑刀

E90AX17-H  
E90AX17-LH



Order No.	Insert	Dimensions					Screw	Wrench
		D	L	ℓ	d	I No.		
Right / Left								
E90AX17-D25H	AXMT 1705	25	120	35	25	2	CS4009P	DBIT-TP15
E90AX17-D28H		28	120	35	25	2		
E90AX17-D30H		30	130	40	25	3		
E90AX17-D32H		32	130	40	32	3		
E90AX17-D35H		35	130	40	32	3		
E90AX17-D40H		40	170	50	32	4		

Order No.	Insert	Dimensions					Screw	Wrench
		D	L	ℓ	d	I No.		
Right / Left								
E90AX17-D25LH	AXMT 1705	25	170	50	25	2	CS4009P	DBIT-TP15
E90AX17-D28LH		28	170	50	25	2		
E90AX17-D30LH		30	180	60	25	2		
E90AX17-D32LH		32	180	60	32	2		
E90AX17-D35LH		35	180	60	32	2		
E90AX17-D40LH		40	220	80	32	2		

E90AX17-D25without cooling channel 無油孔

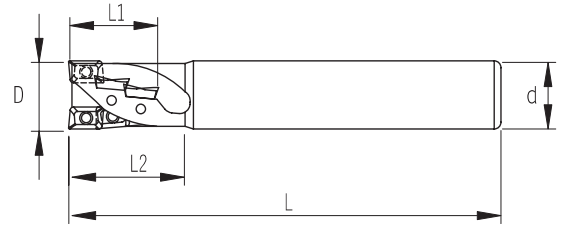
E90AX17-D25H with cooling channel 含油孔

E90AX17-D25LH with longer shank and cooling channel 加長型附油孔



# END MILLS

# 端銑刀



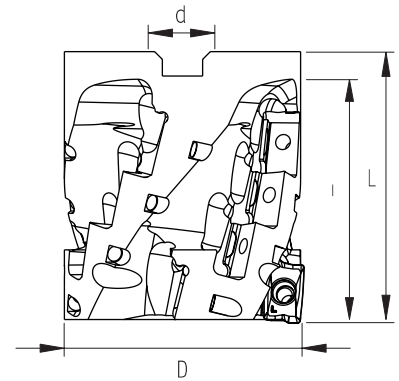
Recommended Inserts 刀片建議品牌: SUMITOMO & NACHI

Order No.	Insert	Dimensions							Screw	Wrench	
		Right / Left	D	d	L1	L2	L	T No.			I No.
EM90AX12-D20X	AXMT 1235		20	20	27	45	130	2	6	CS30058	DBIT-T8
EM90AX12-D25			25	25	27	45	130	2	6		
EM90AX12-D32			32	32	27	45	130	3	9		
EM90AX12-D40			40	42	36	35	130	4	16		

EM90AX12-D20L	AXMT 1235		20	20	36	45	130	1	4	CS30058	DBIT-T8
EM90AX12-D25L			25	25	36	45	130	2	8		
EM90AX12-D32L			32	32	45	65	150	3	15		

Order No.	Insert	Dimensions							Screw	Wrench	
		Right / Left	D	d	L1	L2	L	T No.			I No.
EM90AX17-D32	AXMT 1705		32	32	40	65	150	2	6	CS4009P	DBIT-TP15
EM90AX17-D40			40	42	40	65	150	3	9		
EM90AX17-D50			50	42	53	75	165	3	12		

T No. = inserts per level 單段刃數 I No. = total inserts 單段刃數 I / T = ladders 段數



Recommended Inserts 刀片建議品牌: SUMITOMO & NACHI

Order No.	Insert	Dimensions						Screw	Wrench	
		Right / Left	D	d	I	L	T No.			I No.
EM90AX17-D50S	AXMT 1705		50	22	53	70	3	12	CS4009P	DBIT-TP15
EM90AX17-D63S			63	27	53	70	4	16		
EM90AX17-D80S			80	32	53	85	5	20		
EM90AX17-D100S			100	40	53	85	6	24		

T No.=effective inserts per cut 有效用 I No. = total inserts 總刃數





# NEW AX SERIES



Fig 1

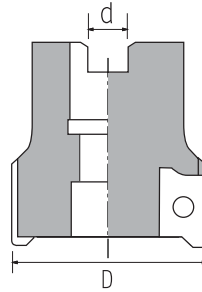
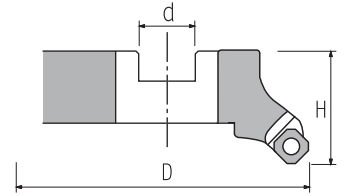


Fig 2



Recommended Inserts 刀片建議品牌: SUMITOMO & NACHI

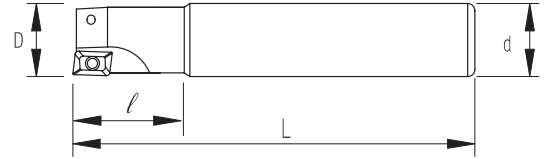
Order No.	Insert	Dimensions						Screw	Wrench
Right / Left		D	H	d	d(inch)	I No.	Arbor Type		
MSAX12-D040A06	AXMT 1235	40	40	16	-	6	Fig. 1	CS30058	
MSAX12-D050A07		50	40	22	-	7	Fig. 1		
MSAX12-D063A08		63	40	22	1"	8	Fig. 1		

MSAX12-D040A06H x16 with cooling channel 附油孔

Standard Pitch Type

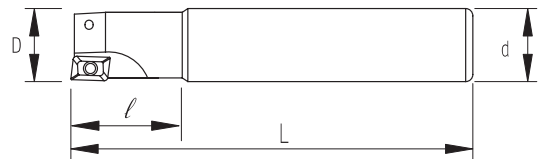
Order No.	Insert	Dimensions						Screw	Wrench
Right / Left		D	H	d	d(inch)	I No.	Arbor Type		
MSAX17-D040A04	AXMT 1705	40	40	16	-	4	Fig. 1	CS4009P	
MSAX17-D050A05		50	40	22	-	5	Fig. 1		
MSAX17-D063A06		63	50	22	1"	6	Fig. 1		
MSAX17-D080B07		80	50	27	1"	7	Fig. 2		
MSAX17-D100B08		100	63	32	1-1/4"	8	Fig. 2		
MSAX17-D125B09		125	63	40	1-1/2"	9	Fig. 2		

MSAX12-D040A06H x16 with cooling channel 附油孔



Recommended Inserts 刀片建議品牌: Ceratizit

Order No.	Insert	Dimensions					Screw	Wrench
Right / Left		D	L	l	d	I No		
E90APK10-D10F01-12	APKT1003	10	80	20	12	1	CS25045	DBIT-T8
E90APK10-D10K01-12		10	125	20	12	1		
E90APK10-D10M01-12		10	150	20	12	1		
E90APK10-D12F01	APKT1003	12	80	25	12	1	CS25055	
E90APK10-D12M01		12	150	25	12	1		
E90APK10-D16G02		16	90	25	16	2		
E90APK10-D16M02		16	150	25	16	2		
E90APK10-D16R02	APKT1003	16	200	25	16	2	CS25065	
E90APK10-D20J02		20	110	25	20	2		
E90APK10-D20M02		20	150	25	20	2		
E90APK10-D20R02		20	200	25	20	2		
E90APK10-D25M03		25	150	30	25	3		
E90APK10-D25R03	25	200	30	25	3			



Recommended Inserts 刀片建議品牌: Ceratizit

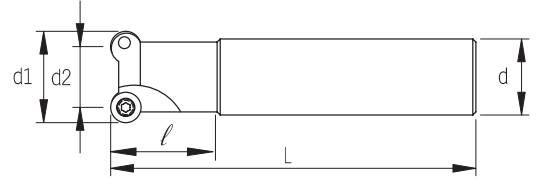
Order No.	Insert	Dimensions					Screw	Wrench
Right / Left		D	L	l	d	I No		
E90APK16-D25M02	APKT1604	25	150	30	25	2	CS35090	DBIT-T15
E90APK16-D25R02		25	200	30	25	2		
E90APK16-D32Q03		32	180	40	32	3		
E90APK16-D40R04		40	200	45	32	4		



# END MILLS 端銑刀



R END MILLS



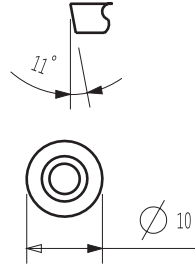
Recommended Inserts 刀片建議品牌: MITSUBISHI

Order No.	Insert	Dimensions						Screw	Wrench
Right / Left		d1	d2	d	L	l	I No		
EM4R-D16K01	RPMT08T2MOE	16	8	16	120	30	1	CS25065	DBIT-T8
EM4R-D16M01		16	8	16	150	30	1		
EM4R-D16R01		16	8	16	200	30	1		
EM4R-D20K02		20	12	20	120	30	2		
EM4R-D20M02		20	12	20	150	30	2		
EM4R-D20R02		20	12	20	200	30	2		
EM4R-D25K03		25	17	20	120	35	3		
EM4R-D25M03		25	17	20	150	35	3		
EM4R-D25R03		25	17	20	200	35	3		
EM5R-D25K02	RPMT10T3MOE	25	15	25	120	40	2	CS35090	DBIT-T15
EM5R-D25M02		25	15	25	150	40	2		
EM5R-D25R02		25	15	25	200	40	2		
EM5R-D30K03		30	20	25	120	40	3		
EM5R-D30M03		30	20	25	150	40	3		
EM5R-D30R03		30	20	25	200	40	3		
EM5R-D35K03		35	25	32	120	40	3		
EM5R-D35M03		35	25	32	150	40	3		
EM5R-D35R03		35	25	32	200	50	3		
EM6R-D35K02	RPMT1204MOE	35	23	32	120	50	2	CS35090	DBIT-T15
EM6R-D35M02		35	23	32	150	50	2		
EM6R-D35R02		35	23	32	200	50	2		
EM6R-D40K03		40	28	32	120	50	3		
EM6R-D40M03		40	28	32	150	50	3		
EM6R-D40R03		40	28	32	200	50	3		
EM6R-D50R04		50	38	32	200	50	4		

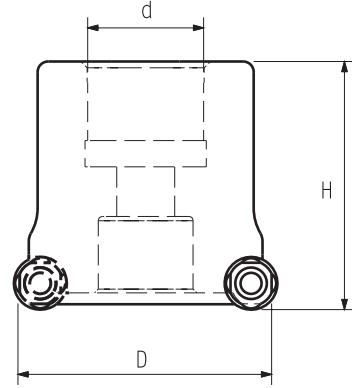
## MS5R



RPMT10T3MOE



For indexable inserts



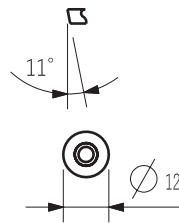
Recommended Inserts 刀片建議品牌: MITSUBISHI

Order No.	Insert	Dimensions				Screw	Wrench
Right / Left		D	H	d	I No		
MS5R-050A04R	RPMT10T3MOE RPMW10T3MOE	50	46	22	4	CS35090	DBIT-T15
MS5R-063A05R		63	46	22	5		
MS5R-080B06R		80	50	27	6		
MS5R-100B07R		100	50	32	7		

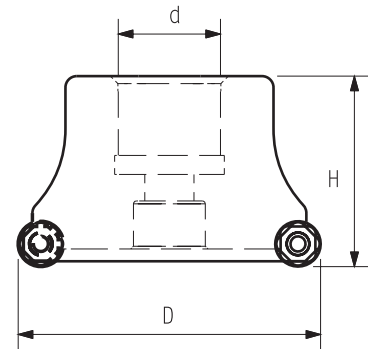
## MS6R



RPMT1204MOE



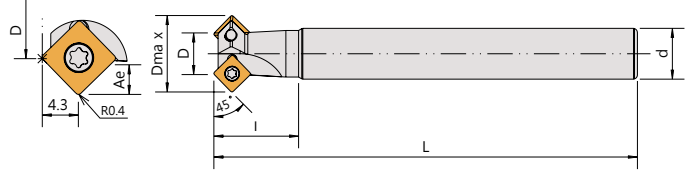
For indexable inserts



Recommended Inserts 刀片建議品牌: MITSUBISHI

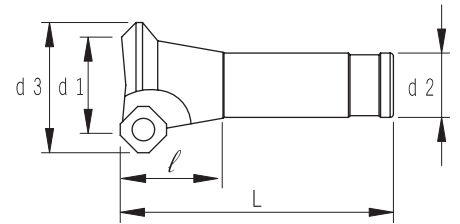
Order No.	Insert	Dimensions				Screw	Wrench
Right / Left		D	H	d	I No		
MS6R-050A04R	RPMT1204MOE RPMW1204MOE	50	46	22	4	CS35090	DBIT-T15
MS6R-063A05R		63	50	22	5		
MS6R-080B06R		80	50	27	6		
MS6R-100B07R		100	50	32	7		
MS6R-125B08R		125	54	40	8		

## E45SD06

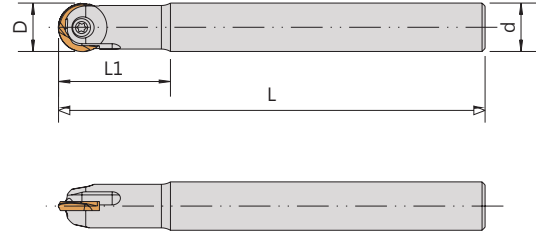



Order No.	Insert	Dimensions							Screw	Wrench
Right / Left		D	d	Dmax	L	l	Ae	I N°		
E45SD06-D06H01	SDMT0603	3	6	14.2	100	20	2	1	CS25065	DBIT-T8
E45SD06-D12H02		6	8	20.2	100	25	3.5	2		
E45SD06-D16H03		8	10	24.3	100	25	3.5	3		
E45SD06-D20K03		10	10	28.3	125	25	3.5	3		

## E45SE12



Order No.	Insert	Dimensions						Screw	Wrench
Right / Left		d1	d2	d3	L	l	I N°		
E45SE12-D25H02	SEHW1204AFTN SEKT1204AF	25	20	37	100	31	2	CS45090	DBIT-T15
E45SE12-D30H02		30	20	42	100	31	2		
E45SE12-D40J03		40	25	52	110	37	3		
E45SE12-D50K04		50	32	62	125	37	4		
E45SE12-D63M05		63	32	75	150	37	5		



Recommended Inserts 刀片建議品牌: WALTER

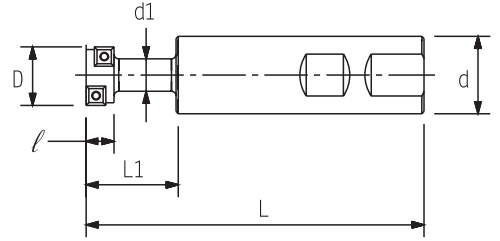
Order No.		Insert	Dimensions				Screw	Wrench
Right / Left			D	d	L	L1		
MWG08-08A	P32...-D08	8	8	100	25	FS397	DBIT-T8	
MWG08-08AL	P32...-D08			130	30			
MWG08-10A	P32...-D08	8	10	110	25	FS397	DBIT-T8	
MWG08-10AL	P32...-D08			140	55			
MWG10-10A	P32...-D10	10	10	110	30	FS390	DBIT-T15	
MWG10-10AL	P32...-D10			150	65			
MWG12-12A	P32...-D12	12	12	130	32	FS391	DBIT-T20	
MWG12-12AL	P32...-D12			180	75			
MWG16-16A	P32...-D16	16	16	140	36	FS392	DBIT-T20	
MWG16-16AL	P32...-D16			180	75			
MWG20-20A	P32...-D20	20	20	150	45	FS393	DBIT-T20	
MWG20-20AL	P32...-D20			180	75			
MWG25-25A	P32...-D25	25	25	160	45	FS394	DBIT-T20	
MWG25-25AL	P32...-D25			200	85			
MWG30-32A	P32...-D30	30	32	180	56	FS395	DBIT-T30	
MWG30-32AL	P32...-D30			230	110			
MWG32-32A	P32...-D32	32	32	180	56	FS395	DBIT-T30	
MWG32-32AL	P32...-D32			230	110			



# SHELL END MILLS 殼型銑刀



T-SLOT END MILLS

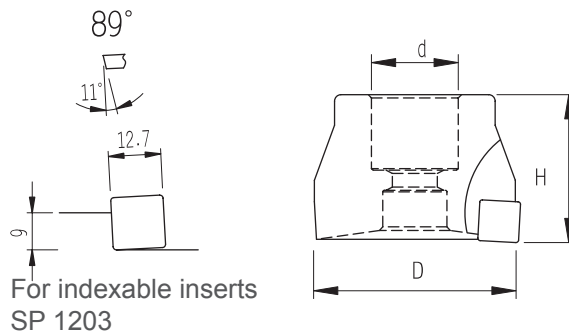


Recommended Inserts 刀片建議品牌: KYOCERA & KENNAMETAL

Order No.	Insert	Dimensions							Screw	Wrench
Right / Left		D	d	d1	l	L	L1	I No		
ETS2008-S25	SDMT060304E-K	20	25	10.5	8	109	29	2	CS25065	DBIT-T8
ETS2009-S25		20	25	11.5	9	109	30	2		
ETS2109-S25		21	25	10.5	9	109	29	2		
ETS2209-S25		22	25	10.5	9	109	29	2		
ETS2210-S25		22	25	12	10	109	30	2		
ETS2410-S25		24	25	12	10	109	30	2		
ETS2509-S25		25	25	12.5	9	112	32	4		
ETS2511-S25		25	25	12.5	11	112	32	4		
ETS3011-S25		30	25	15.5	11	120	38	4		
ETS3014-S25	SDMT080308E-K	30	25	15.5	14	120	38	4	CS30070	DBIT-T10
ETS3214-S32		32	32	15.5	14	120	38	4		
ETS4018-S32	SDMT120408E-K	40	32	20.5	18	130	50	4	CS40090	DBIT-T15
ETS5022-S32		50	32	26.5	22	140	60	4		



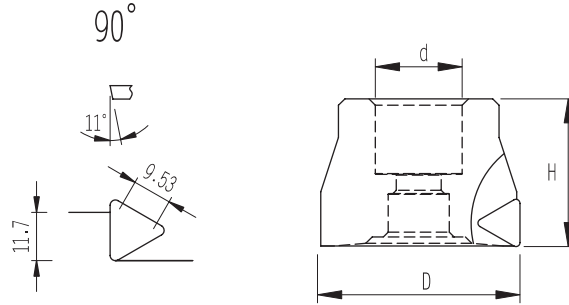
Positive Axial Rake



Order No.	Insert	Dimensions					Clamp	Screw	Spring	Wrench
Right / Left		D	H	d	d (inch)	I No				
MS50S	SP 1203	50	46	22	-	3	CP50-3	CSB0617T	SP030	TL-25
MS63S		63	46	27	1"	4				
MS75S		75	46.5	27	1"	5				
MS100S		100	50	32	1-1/4"	6				



# SHELL END MILLS 殼型銑刀

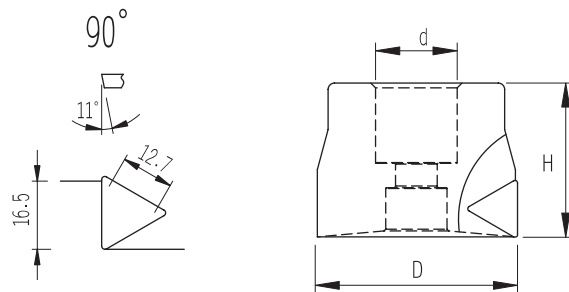


For indexable inserts  
TP 1603

Order No.	Insert	Dimensions					Clamp	Screw	Spring	Wrench
Right / Left		D	H	d	d (inch)	I No				
MS50T	TP 1603	50	46	22	-	3	CP50-3	CSB0617T	SP030	TL-25
MS63T		63	46	27	1"	4				
MS75T		75	46.5	27	1"	5				
MS100T		100	50	32	1-1/4"	6				



Positive  
Axial Rake



For indexable inserts  
TP 2204

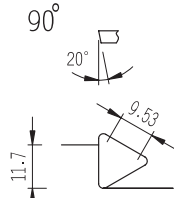
Order No.	Insert	Dimensions					Shim	Shim Screw	Clamp	Clamp Screw	Wrench
Right / Left		D	H	d	d (inch)	I No					
MS63T22S	TP 2204	63	50	22	1"	3	SMT-42	CSA4009F	CP50-10	CS6-8026	LW060
MS80T22S		80	50	27	1"	4					
MS100T22S		100	50	32	1-1/4"	5					
MS125T22S		125	61	40	1-1/2"	6					



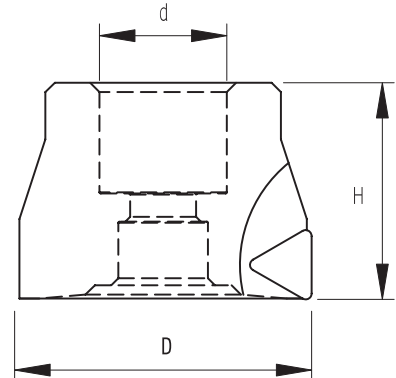


# FACE MILLS 平面銑刀

**MTE3**

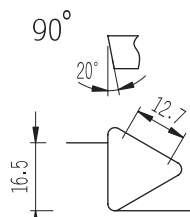


For indexable inserts  
TE 1603

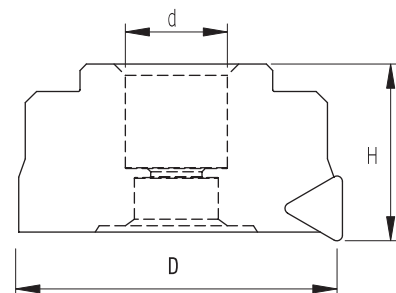


Order No.	Insert	Dimensions					Clamp	Clamp Screw	Clamp Spring	Shim	Shim Screw	Wrench
		D	H	d	d (inch)	I No						
Right / Left		D	H	d	d (inch)	I No						
MTE3050R	TE1603	50	46	22	-	3	CP50-3	CSB0617T	SP030	SMT32E	CS6-3006	TL-25
MTE3063R		63	46	27	1"	4						
MTE3080R		80	46.5	27	1"	5						
MTE3100R		100	50	32	1-1/4"	6						
NMTE3125R	TE1603	125	55	40	-	6	MTEL60-20	CP50-7	CS70-1	CSH0414	CS70-3	TW040
NMTE3160R		160	60	40	-	8						
NMTR3200R		200	60	60	-	12						

**MTE4**



For indexable inserts  
TE 2204



Order No.	Insert	Dimensions					Locator	Insert Clamp	Clamp Screw	Locator Screw	Washer	Wrench
		D	H	d	d (inch)	I No						
Right / Left		D	H	d	d (inch)	I No						
MTE4080R	TE 2204	80	55	27	1"	4	MTEL60-16	CP50-7	CS70-1	CSH0414	CS70-3	TW040
MTE4100R		100	55	32	1-1/4"	5						
MTE4125R		125	55	40	1-1/2"	6						
MTE4160R		160	60	40	2"	8						
MTE4200R		200	60	60	1-7/8"	12						

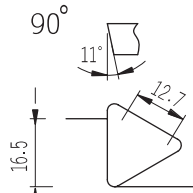


# FACE MILLS 平面銑刀

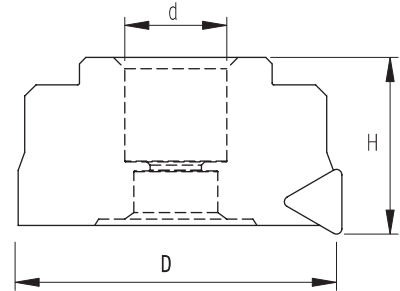
**MTP4**



Positive  
Axial Rake  
Radial Rake



For indexable inserts  
TP 2204

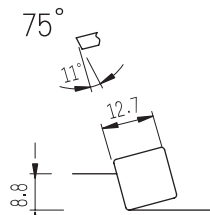


Order No.	Insert	Dimensions					Locator	Insert Clamp	Clamp Screw	Locator Screw	Washer	Wrench
		D	H	d	d (inch)	I No						
Right / Left		D	H	d	d (inch)	I No						
MTP4080R	TP 2204	80	55	27	1"	5	MTPL60-8	CP50-7	CS70-1	CSH0412	CS70-3	TW040
MTP4100R		100	55	32	1-1/4"	6						
MTP4125R		125	55	40	1-1/2"	8						
MTP4160R		160	60	40	2"	10						
MTP4200R		200	60	60	1-7/8"	14						
MTP4250R		250	65	60	1-7/8"	16						
MTP4315R		315	65	60	1-7/8"	18						
MTP4360R		360	65	60	1-7/8"	20						

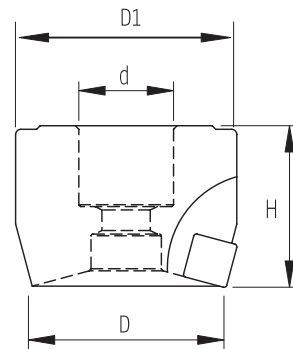
**SPC4**



Positive  
Axial Rake



For indexable inserts  
SP 1203



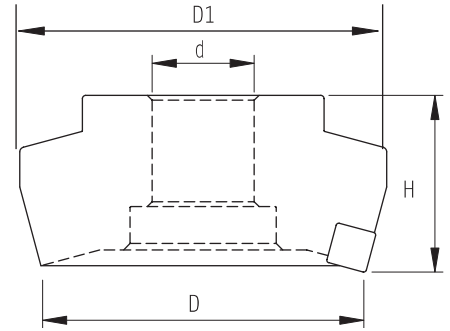
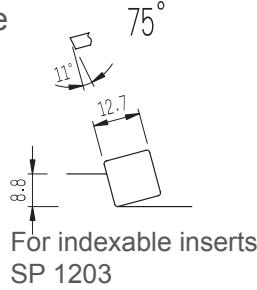
Order No.	Insert	Dimensions						Clamp	Screw	Spring	Wrench
		D	D1	H	d	d (inch)	I No				
Right / Left		D	D1	H	d	d (inch)	I No				
SPC4050	SP 1203	50	57.6	46	22	-	3	CP50-3	CSB0617T	SP030	TL-25
SPC4063		63	70.6	46	27	1"	4				
SPC4075		75	82.6	46	27	1"	5				



# FACE MILLS 平面銑刀



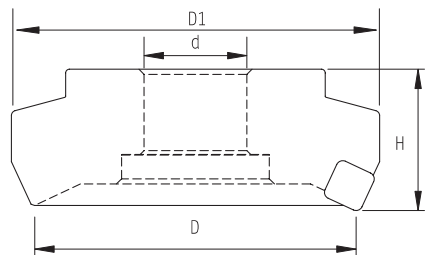
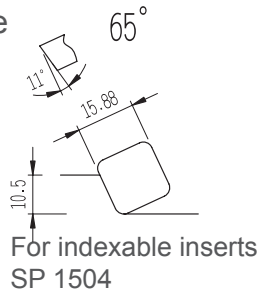
Negative  
Axial Rake  
Radial Rake



Order No.	Insert	Dimensions						Locator	Insert Clamp	Clamp Screw	Locator Screw	Washer	Wrench
		D	D1	H	d	d (inch)	I No						
Right / Left		D	D1	H	d	d (inch)	I No						
NSP4080R	SP 1203	80	93	46	27	1"	5	NSPL60-17	CP50-7	CS70-1	CSH0414	CS70-3	TW040
NSP4100R		100	109	51	32	1-1/4"	6						
NSP4125R		125	138	55	40	1-1/2"	8						
NSP4160R		160	169	57	40	2"	10						
NSP4200R		200	215	57	60	1-7/8"	14						
NSP4250R		250	263	57	60	1-7/8"	16						
NSP4315R		315	318	62	60	1-7/8"	18						
NSP4360R		360	369	62	60	1-7/8"	20						



Positive  
Axial Rake  
Radial Rake



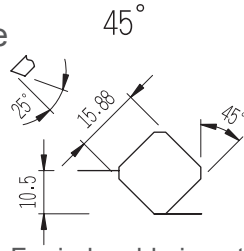
Order No.	Insert	Dimensions						Locator	Insert Clamp	Clamp Screw	Locator Screw	Washer	Wrench
		D	D1	H	d	d (inch)	I No						
Right / Left		D	D1	H	d	d (inch)	I No						
SP5080R	SP 1504	80	98	50	27	1"	4	SPL60-5	CP50-7	CS70-1	CSH0412	CS70-3	TW040
SP5100R		100	118	55	32	1-1/4"	5						
SP5125R		125	143	55	40	1*1/2"	6						
SP5160R		160	178	60	40	2"	8						
SP5200R		200	218	60	60	1-7/8"	10						
SP5250R		250	268	60	60	1-7/8"	12						
SP5315R		315	328	60	60	1-7/8"	14						
SP5360R		360	378	65	60	1-7/8"	16						



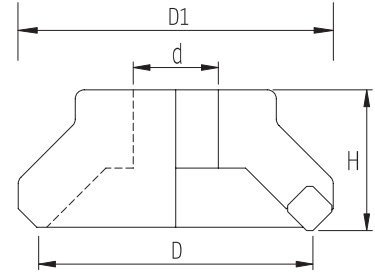
# FACE MILLS 平面銑刀



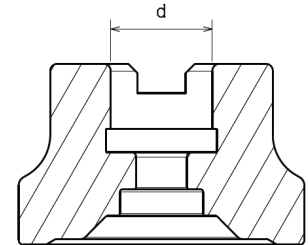
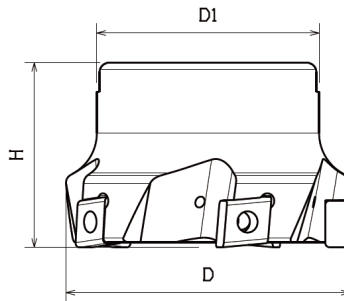

Positive Axial Rake  
Radial Rake



For indexable inserts  
SF 1504



Order No.	Insert	Dimensions						Shim	Shim Screw	Locking Screw (R)	Locking Screw (L)	Wrench	
		D	D1	H	d	d (inch)	I No						
Right / Left													
SF5063R/L	SF 1504	63	81	50	22	1"	4	SMS-53	CSA4009F	CS6-0823L	CS6-0823R	FT -7	TW040
SF5080R/L		80	95	50	27	1"	5						
SF5100R/L		100	116	50	32	1-1/4"	6						
SF5125R/L		125	141	63	40	1-1/2"	7						
SF5160R/L		160	176	65	40	2"	7						



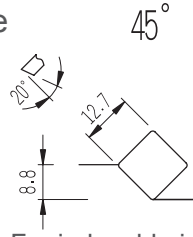
Order No.	Insert	Dimensions						Type	Insert	screw	Wrench
		D	D1	H	d	d (inch)	I No				
Right / Left											
F90CN10-D40R	CNHU	40	35	40	16	-	3	TSCN10	CNHX1005	CS40110	DT-15
F90CN10-D50R		50	45	40	22	-	4				
F90CN10-D63R		63	48	40	22	1"	5				
F90CN10-D80R		80	52	45	27	1"	6				
F90CN10-D100R		100	70	55	32	1-1/4"	7				



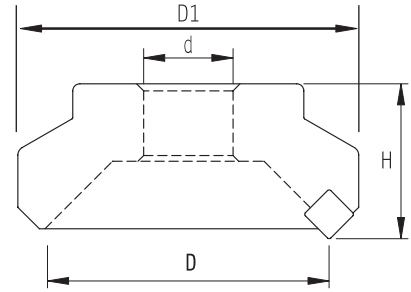
# FACE MILLS 平面銑刀



Negative  
Axial Rake  
Radial Rake



For indexable inserts  
SE 1203



Order No.	Insert	Dimensions					
Right / Left		D	D1	H	d	d (inch)	I N°
SE445 R/L 6304	SE 1203	63	83	50	27	1"	4
SE445 R/L 0304		80	98	50	27	1"	4
SE445 R/L 0405		100	120	55	32	1-1/4"	5
SE445 R/L 0506		125	148	55	40	1-1/2"	6
SE445 R/L 0608		160	180	60	40	2"	8
SE445 R/L 0810		200	220	60	60	1-7/8"	10
SE445 R/L 1012		250	274	63	60	1-7/8"	12
SE445 R/L 1214		305	325	63	60	1-7/8"	14
SE445 R/L 1416		356	376	63	60	1-7/8"	16
SE445 R/L 0306		80	98	50	27	1"	6
SE445 R/L 0407		100	120	55	32	1-1/4"	7
SE445 R/L 0509		125	148	55	40	1-1/2"	9
SE445 R/L 0611		160	180	60	40	2"	11
SE445 R/L 0814		200	220	60	60	1-7/8"	14
SE445 R/L 1018		250	274	63	60	1-7/8"	18
SE445 R/L 1222		305	325	63	60	1-7/8"	22
SE445 R/L 1426		356	376	63	60	1-7/8"	26

Locator		Insert Clamp		Clamp Screw	Locator Screw	Washer	Wrench
SEL60-11	SEL60-11L	CP50-7	CP50-7L	CS70-1	CSH0412	CS70-3	TW040

Order No.	Insert	Dimensions						Shim	Shim Screw	Insert Clamp	Clamp Screw	Wrench
Right / Left		D	D1	H	d	d (inch)	I No					
SE445R 5004S	SE 1203	50	60	40	22	-	4	SMS-42	CS-F4009	CP50-7	CS70-1	TW040

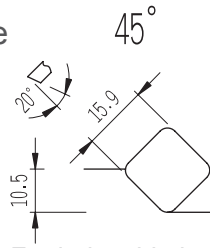


# FACE MILLS 平面銑刀

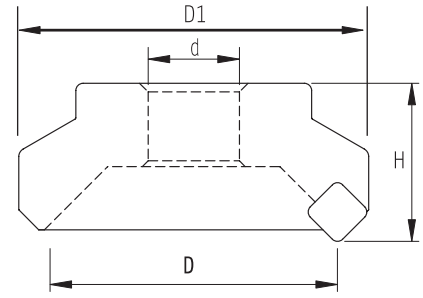
**SE545**



Negative  
Axial Rake  
Radial Rake



For indexable inserts  
SE 1504



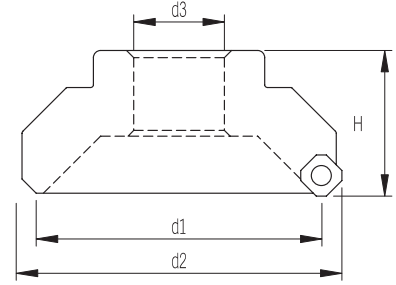
Order No.	Insert	Dimensions					
Right / Left		D	D1	H	d	d (inch)	I No
SE545R/L0304	SE 1504	80	98	50	27	1"	4
SE545R/L0405		100	120	55	32	1-1/4"	5
SE545R/L0506		125	148	55	40	1-1/2"	6
SE545R/L0608		160	180	60	40	2"	8
SE545R/L0810		200	220	60	60	1-7/8"	10
SE545R/L1012		254	274	65	60	1-7/8"	12
SE545R/L1214		305	325	65	60	1-7/8"	14
SE545R/L1416		356	376	65	60	1-7/8"	16
SE545R/L0407		100	120	55	32	1-1/4"	7
SE545R/L0509		125	148	55	40	1-1/2"	9
SE545R/L0611		160	180	60	40	2"	11
SE545R/L0814		200	220	60	60	1-7/8"	14
SE545R/L1018		254	274	65	60	1-7/8"	18
SE545R/L1222		305	325	65	60	1-7/8"	22
SE545R/L1426		356	376	65	60	1-7/8"	26

Right / Left	Locator	Insert Clamp	Clamp Screw	Locator Screw	Washer	Wrench
R	SEL60-10	CP50-7	CS70-1	CSH0412	CS70-3	TW040
L	SE60-10L	CP50-7L	CS70-1	CSH0412	CS70-3	TW040



# FACE MILLS 平面銑刀

**F45SE12**



Order No.	Insert	Dimensions						Screw	Wrench
Right / Left		d1	H	d2	d3	d3(inch)	I No.		
F45SE12-D050A04R	SEHW1204AFTN SEKT1204AF	50	40	60	22	-	4	CS45110	DBIT-T15
F45SE12-D063A05R		63	50	81	22	1"	5		
F45SE12-D080B06R		80	50	95	27	1"	6		
F45SE12-D100B06R		100	50	116	32	1-1/4"	6		
F45SE12-D125B07R		125	63	141	40	1-1/2"	7		
F45SE12-D160C10R		160	63	176	40	2"	10		

**F45SE13**



Fig 1

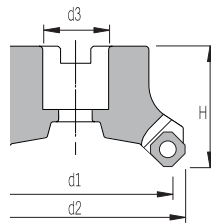
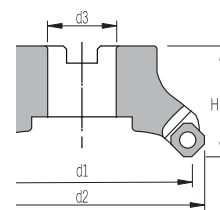


Fig 2



Recommended Inserts 刀片建議品牌: SUMITOMO & MITSUBISHI & KENAMETAL

Order No.	Insert	Dimensions							
Right / Left		d1	H	d2	d3	d3(inch)	I No.		
F45SE13-D040A03R/L	SEET13T3 SEMT13T3	40	40	53	16	-	-	3	-
F45SE13-D050A04R/L		50	40	63	22	-	3	4	5
F45SE13-D063A05R/Lxd3		63	50	76	22	1"	4	5	6
F45SE13-D080B06R/Lxd3		80	50	93	27	1"	4	6	8
F45SE13-D100B07R/Lxd3		100	50	113	32	1-1/4"	5	7	10
F45SE13-D125B08R/Lxd3		125	63	138	40	1-1/2"	6	8	12
F45SE13-D160B10R/Lxd3		160	63	173	40	2"	7	10	16
F45SE13-D200C12R/Lxd3		200	63	213	60	1-7/8"	8	12	20
F45SE13-D250C14R/Lxd3		250	63	263	60	1-7/8"	10	14	24

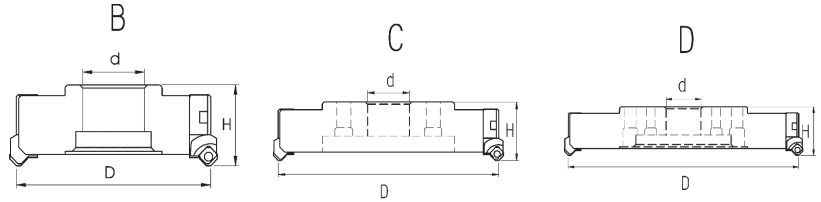
Insert Screw	Wrench	Shim	Shim Screw	Wrench
CS35115	DBIT-T15/DBIT-T15L	SME-42	SN5356	LW035

ex: F45SE13-D063A04Rx22, F45SE13-D080B08Rx1"



# FACE MILLS 平面銑刀

鋁合金本體



FACE MILL INTERCHANGEABLE CASSETTES  
HIGH-STRENGTH ALUMINIUM BODY FOR EASY  
AND PRECISE ADJUSTMENT.

Order No.	Dimensions				
Right / Left	D	H	d	d(inch)	I No.
F160B08R-Cassettes	160	65	40	2"	8
F200C10R-Cassettes	200	65	60	1-7/8"	10
F250C14R-Cassettes	250	65	60	1-7/8"	14
F315D16R-Cassettes	315	73	60	1-7/8"	16
F360D18R-Cassettes	360	73	60	1-7/8"	18

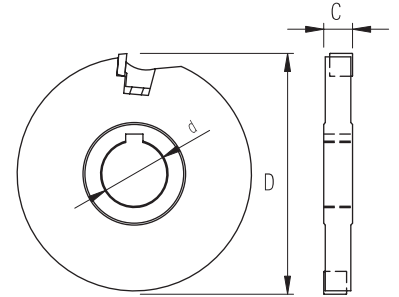
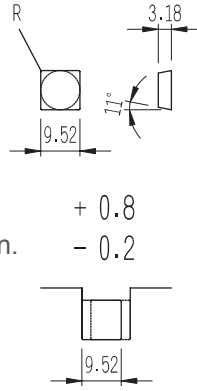
Order No.	Insert	Insert Clamping Screw	Insert Wrench
Right / Left			
 S45SE12	SEHW120 SEKT1204	CS45110	DBIT-T15
 S90AP16	SUMITOMO APMT1605	CS35090	DBIT-T15
 S90AP1604	MITSUBISHI APMT1604	CS35090	DBIT-T15
 SMORP12	MITSUBISHI RPMT1204	CS35090	DBIT-T15
 S75SP12	SPMN1203	CP50-22 CS7-6024	LW030

PARTS	Clamping Screw	Micro Adjusting Pin	Cassettes Clamp	Locking Screw	Wrench
	CS70-12	AP-01	CP50-9	CS7-6016	LW050



## TSSP3

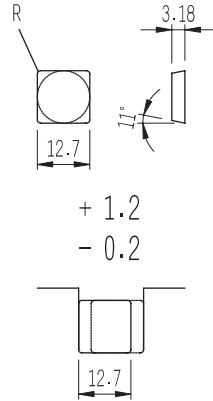
For indexable inserts  
SP 0903



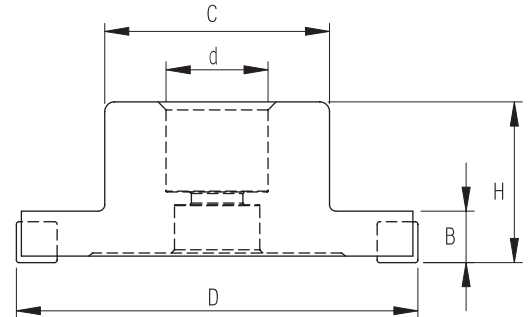
- ⊙ Machine steel. Cast iron. Non-ferrous application.
- ⊙ General purpose cutter.
- ⊙ Can be used as double side mills.
- ⊙ Can be adjustable for -0.2mm to +0.8mm

Order No.	Insert	Dimensions					Insert Clamp	Locking Screw	Clamp Screw	Little Screw	Wrench
		D	C	d	d (inch)	I No					
TSSP308010	SP 0903	80	10	27	1"	6	CP50-6	CS7-6016	CS70-8	CS9-4003	LW020 LW025 LW030
TSSP308012		80	12	27	1"	6					
TSSP310010		100	10	27	1"	8					
TSSP310012		100	12	27	1"	8					
TSSP313012		130	12	32	1-1/4"	12					
TSSP316012		160	12	32	1-1/4"	16					

## NTSSP4



For indexable inserts  
SP 1203

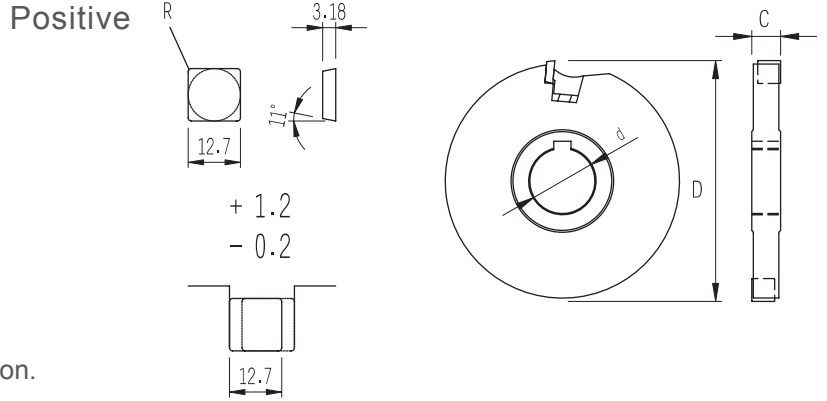


Order No.	Insert	Dimensions							Insert Clamp	Locking Screw	Clamp Screw	Little Screw	Wrench
		D	B	H	C	d	d (inch)	I No					
NTSSP410016	SP 1203	100	16	50	48	27	1"	8	CP50-9	CS7-6016	CS70-7	CS9-4004	LW020 LW025 LW030
NTSSP412518		125	18	50	70	32	1-1/4"	12					
NTSSP416018		160	18	50	70	32	1-1/4"	16					
NTSSP416020		160	20	50	70	32	1-1/4"	16					
NTSSP417518		175	18	50	70	40	1-1/2"	18					
NTSSP417520		175	20	50	70	40	1-1/2"	18					
NTSSP420020		200	20	50	90	40	1-1/2"	20					
NTSSP420022		200	22	50	90	40	1-1/2"	20					



# SIDE MILLS 側銑刀

**TSSP4**



- ⊙ Machine steel. Cast iron. Non-ferrous application.
- ⊙ General purpose cutter.
- ⊙ Can be used as double side mills.
- ⊙ Can be adjustable for -0.2mm to +1.2mm

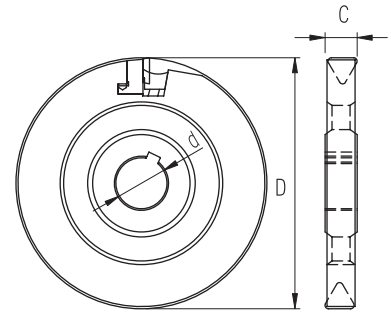
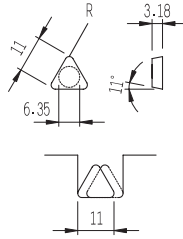
For indexable inserts  
SP 1203

Order No.	Insert	Dimensions					Insert Clamp	Locking Screw	Clamp Screw	Little Screw	Wrench
		D	C	d	d(inch)	I No.					
Right / Left		D	C	d	d(inch)	I No.					
TSSP410016	SP 1203	100	16	27	1"	8	CP50-9	CS7-6016	CS70-7	CS9-4004	LW020 LW025 LW030
TSSP410018		100	18	27	1"	8					
TSSP412516		125	16	32	1-1/4"	12					
TSSP412518		125	18	32	1-1/4"	12					
TSSP412520		125	20	32	1-1/4"	12					
TSSP416016		160	16	32	1-1/4"	16					
TSSP416018		160	18	32	1-1/4"	16					
TSSP416020		160	20	32	1-1/4"	16					
TSSP417516		175	16	40	1-1/2"	18					
TSSP417518		175	18	40	1-1/2"	18					
TSSP417520		175	20	40	1-1/2"	18					
TSSP420016		200	16	40	1-1/2"	20					
TSSP420018		200	18	40	1-1/2"	20					
TSSP420020		200	20	40	1-1/2"	20					
TSSP425016		250	16	50	2"	24					
TSSP425018		250	18	50	2"	24					
TSSP425020		250	20	50	2"	24					



# SIDE MILLS 側銑刀

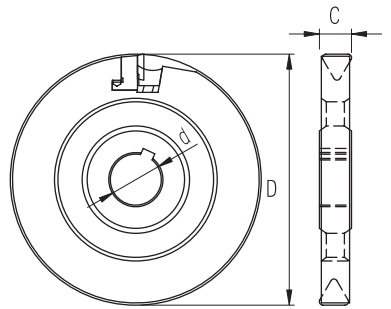
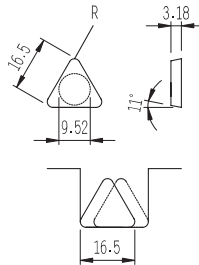
## TSTP2



For indexable inserts  
TPAN1103PPN

Order No.	Insert	Dimensions					Locator		Locator Screw	Clamp	Clamp Screw	Wrench
		D	C	d	d(inch)	I No.	(R)	(L)				
TSTP208012	TPAN1103 PPN	80	12	27	1"	6	TSL60-12	TSL60-13	CS9-3003 CS9-3006	CP50-6	CS7-6016	LW030 LW020
TSTP210012		100	12	27	1"	8						
TSTP212512		125	12	32	1-1/4"	10						
TSTP216012		160	12	32	1-1/4"	12						

## TSTP3

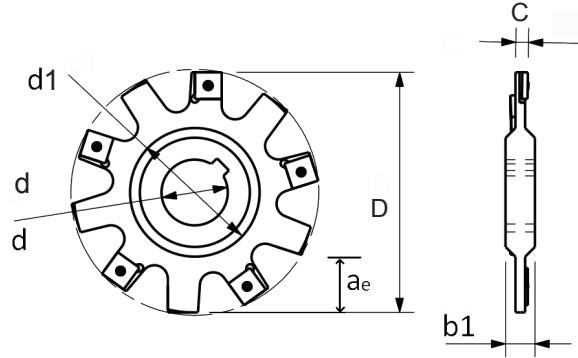


For indexable inserts  
TPAN1603PPN

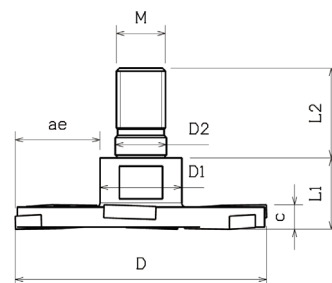
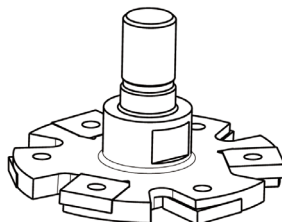
Order No.	Insert	Dimensions					Locator		Locator Screw	Clamp	Clamp Screw	Wrench
		D	C	d	d(inch)	I No.	(R)	(L)				
TSTP310016	TPAN1603 PPN	100	16	27	1"	6	TSL60-14	TSL60-15	CS9-4004 CS9-4012	CP50-9	CS7-6016	LW030 LW020
TSTP310018		100	18	27	1"	6						
TSTP312516		125	16	32	1-1/4"	8						
TSTP312518		125	18	32	1-1/4"	8						
TSTP312520		125	20	32	1-1/4"	8						
TSTP316016		160	16	32	1-1/4"	10						
TSTP316018		160	18	32	1-1/4"	10						
TSTP316020		160	20	32	1-1/4"	10						
TSTP320018		200	18	40	1-1/2"	12						
TSTP320020		200	20	40	1-1/2"	12						
TSTP325018		250	18	50	2"	16						
TSTP325020		250	20	50	2"	16						



# SIDE MILLS 側銑刀



Order No.	Insert	Dimensions								Clamping Screw	Wrench
Right / Left		D	ae	b1	C	d1	d	d (inch)	I No.		
TSSN11020-08004	SNHX1102	80	18	12	4	44	27	1"	10	CSA30035S	DBIT-T7
TSSN11020-10004		100	27	12	4	45	27	1"	12		
TSSN11020-12504		125	33	12	4	58	40	1-1/2"	14		
TSSN11020-16004		160	46	12	4	68	40	1-1/2"	18		
TSSN11030-08005	SNHX1103	80	18	12	5	44	27	1"	10	CSA30042	
TSSN11030-10005		100	27	12	5	45	27	1"	12		
TSSN11030-12505		125	33	12	5	55	40	1-1/2"	14		
TSSN11030-16005		160	46	12	5	68	40	1-1/2"	18		
TSSN12030-10006	SNHX1203	100	27	12	6	45	27	1"	10	CSA40051	
TSSN12030-12506		125	33	12	6	55	40	1-1/2"	12		
TSSN12030-16006		160	46	12	6	68	40	1-1/2"	16		
TSSN12030-20006		200	61	12	6	78	50	2"	18		
TSSN12030-25006		250	82	12	6	86	50	2"	24		
TSSN12040-10007	SNHX1204	100	27	12	7	45	27	1"	10	CSA40059	DBIT-T15
TSSN12040-12507		125	33	12	7	55	40	1-1/2"	12		
TSSN12040-16007		160	46	12	7	68	40	1-1/2"	16		
TSSN12040-20007		200	61	12	7	78	61	2"	18		
TSSN12040-25007		250	82	12	7	86	82	2"	24		
TSSN12050-10010	SNHX1205	100	27	12	10	45	27	1"	10	CSA40079	
TSSN12050-12510		125	33	12	10	55	40	1-1/2"	12		
TSSN12050-16010		160	46	12	10	68	40	1-1/2"	16		
TSSN12050-20010		200	61	12	10	78	50	2"	18		
TSSN12050-25010		250	82	12	10	86	50	2"	24		



Inser tyoe 適用刀片: SNHX1102

Order No.	Dimensions								
Right / Left	D	c	ae	D1	D2	M	L1	L2	I No.
MICSN04004	40	4	12	12	8.5	M8	15.5	17	4
MICSN05004	50	4	16	16	10.5	M10	15.5	19	6
MICSN06304	63	4	20	20	12.5	M12	15.5	22	8
MICSN08004	80	4	26	25	17	M16	15.5	23	10

Inser tyoe 適用刀片: SNHX1103

Order No.	Dimensions								
Right / Left	D	c	ae	D1	D2	M	L1	L2	I No.
MICSN04005	40	5	12	12	8.5	M8	16.5	17	4
MICSN05005	50	5	16	16	10.5	M10	16.5	19	6
MICSN06305	63	5	20	20	12.5	M12	16.5	22	8
MICSN08005	80	5	26	25	17	M16	16.5	23	10

Inser tyoe 適用刀片: SNHX1203

Order No.	Dimensions								
Right / Left	D	c	ae	D1	D2	M	L1	L2	I No.
MICSN05006	40	6	16	16	10.5	M10	17.5	19	4
MICSN06306	50	6	20	20	12.5	M12	17.5	22	6
MICSN08006	63	6	26	25	17	M16	17.5	23	8

Inser tyoe 適用刀片: SNHX1204

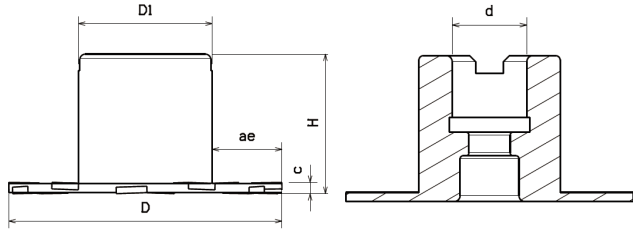

Order No.	Dimensions								
Right / Left	D	c	ae	D1	D2	M	L1	L2	I No.
MICSN05007	50	7	16	16	10.5	M10	18.5	19	4
MICSN06307	63	7	20	20	12.5	M12	18.5	22	6
MICSN08007	80	7	26	25	17	M16	18.5	23	8

Inser tyoe 適用刀片: SNHX1205

Order No.	Dimensions								
Right / Left	D	c	ae	D1	D2	M	L1	L2	I No.
MICSN05008	50	8	16	16	10.5	M10	19.5	19	4
MICSN06308	63	8	20	20	12.5	M12	19.5	22	6
MICSN08008	80	8	26	25	17	M16	19.5	23	8



# SIDE MILLS 側銑刀



Inser tyoe 適用刀片:SNHX1102

Order No.	Dimensions								
	Right / Left	D	c	ae	H	D1	d	d(inch)	I No.
NTSSN10004		100	4	25	50	48	27	1"	12
NTSSN12504		125	4	32	50	58	32	1-1/4"	14
NTSSN16004		160	4	43	50	70	40	1-1/2"	18
NTSSN20004		200	4	55	50	88	40	1-1/2"	20

Inser tyoe 適用刀片:SNHX1103

NTSSN10005		100	5	25	50	48	27	1"	12
NTSSN12505		125	5	32	50	58	32	1-1/4"	14
NTSSN16005		160	5	43	50	70	40	1-1/2"	18
NTSSN20005		200	5	55	50	88	40	1-1/2"	20

Inser tyoe 適用刀片:SNHX1203

NTSSN10006		100	6	25	50	48	27	1"	10
NTSSN12506		125	6	32	50	58	32	1-1/4"	12
NTSSN16006		160	6	43	50	70	40	1-1/2"	16
NTSSN20006		200	6	55	50	88	40	1-1/2"	18

Inser tyoe 適用刀片:SNHX1204

NTSSN10007		100	7	25	50	48	27	1"	10
NTSSN12507		125	7	32	50	58	32	1-1/4"	12
NTSSN16007		160	7	43	50	70	40	1-1/2"	16
NTSSN20007		200	7	55	50	88	40	1-1/2"	18

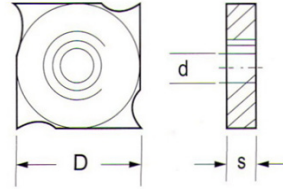
Inser tyoe 適用刀片:SNHX1205

NTSSN10010		100	10	25	50	48	27	1"	10
NTSSN12510		125	10	32	50	58	32	1-1/4"	12
NTSSN16010		160	10	43	50	70	40	1-1/2"	16
NTSSN20010		200	10	55	50	88	40	1-1/2"	18

Inser tyoe 適用刀片:SNHX1207

NTSSN10012		100	12	25	50	48	27	1"	10
NTSSN12512		125	12	32	50	58	32	1-1/4"	12
NTSSN16012		160	12	43	50	70	40	1-1/2"	16
NTSSN20012		200	12	55	50	88	40	1-1/2"	18

**SNHX**  
側銑刀片



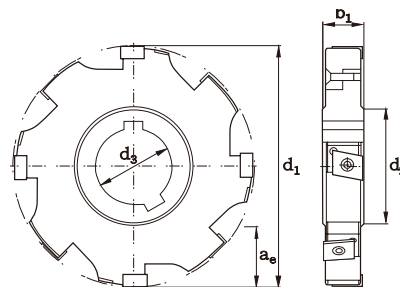

Specification

Insert	s	D	c	AK100	AK120	TM150	TH200
SNHX1102-G	2.3	11.0	4	●	●		
SNHX1102-H					●	●	●
SNHX1103-G	2.7	11.0	5	●	●		
SNHX1103-H						●	●
SNHX11032-G	3.2	11.0	5.5-6				
SNHX11032-H						●	
SNHX1203-G	3.2	12.7	6	●	●		
SNHX1203-H					●	●	●
SNHX1204-G	4.0	12.7	7		●		
SNHX1204-H				●		●	●
SNHX12045-G	4.5	12.7	7.5-8		●		
SNHX12045-H				●	●	●	●
SNHX1205-G	5.4	12.7	9	●	●		●
SNHX1205-H						●	●
SNHX1207-G	7.0	12.7	10		●		
SNHX1207-H						●	●

-G : general cutting    -H : heavy cutting  
 ◎ : first choice    ○ : second choice    ● : stock



# SIDE MILLS 側銑刀



Recommended Inserts 刀片建議品牌: KENAMETAL

Insert: CNHU1005 Acceptable Customized Thickness: 13~17 mm

Order No.	Dimensions							
Right / Left	d1	ap	ae	D1	d2	d3	d3(inch)	I No.
TSCN10-08014	80	14	18	14	44	27	1"	6
TSCN10-10014	100	14	26	14	48	27	1"	8
TSCN10-12514	125	14	35	14	55	32	1-1/4"	10
TSCN10-16014	160	14	46	14	68	40	1-1/2"	12
TSCN10-20014	200	14	61	14	78	50	2"	16
TSCN10-25014	250	14	82	14	86	50	2"	20

Insert: CNHU1205 Acceptable Customized Thickness: 17~21 mm

Order No.	Dimensions							
Right / Left	d1	ap	ae	D1	d2	d3	d3(inch)	I No.
TSCN12-08018	80	18	18	18	44	27	1"	6
TSCN12-10018	100	18	26	18	48	27	1"	8
TSCN12-12518	125	18	35	18	55	32	1-1/4"	10
TSCN12-16018	160	18	46	18	68	40	1-1/2"	12
TSCN12-20018	200	18	61	18	78	50	2"	16
TSCN12-25018	250	18	82	18	86	50	2"	20

Insert: CNHU1606 Acceptable Customized Thickness: 21~30 mm

Order No.	Dimensions							
Right / Left	d1	ap	ae	D1	d2	d3	d3(inch)	I No.
TSCN16-08022	80	22	18	22	44	27	1"	6
TSCN16-10022	100	22	26	22	48	27	1"	8
TSCN16-12522	125	22	35	22	55	32	1-1/4"	10
TSCN16-16022	160	22	46	22	68	40	1-1/2"	12
TSCN16-20022	200	22	61	22	78	50	2"	16
TSCN16-25022	250	22	82	22	86	50	2"	20

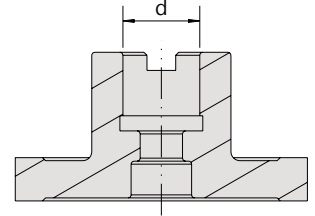
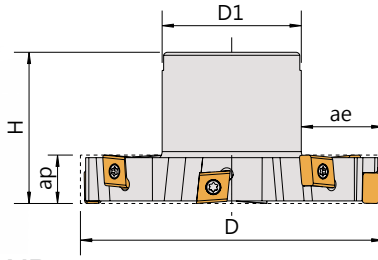

Order example: TSCN10-08014 x1"

ap (mm)	Insert	L1 (mm)	Screw	Wrench
13 ~ 17	CNHU1005 / CNHQ1005	10.0	CS40110	DBIT-T15
17 ~ 21	CNHU1205 / CNHQ1205	12.7	CS40110	DBIT-T15
21 ~ 30	CNHU1606 / CNHQ1606	16.0	CS50130	DBIT-T20





# SIDE MILLS 側銑刀



Recommended Insert : 刀片建議品牌 : KENAMETAL,MR  
 Insert : CNHU1005 Customized Thickness 訂製厚度: 13-17mm

Order No.	Dimensions							
Right / Left	D	ap	ae	H	D1	d	d (inch)	I No.
NTSCN10-08016	80	16	15	50	48	27	1"	6
NTSCN10-10016	100	16	25	50	48	27	1"	8
NTSCN10-12516	125	16	32	50	58	32	1-1/4"	10
NTSCN10-16016	160	16	43	50	70	40	1-1/2"	12
NTSCN10-20016	200	16	55	50	88	40	1-1/2"	16
NTSCN10-25016	250	16	68	50	112	60	2	20

Insert : CNHU1205 Customized Thickness 訂製厚度: 17-21mm

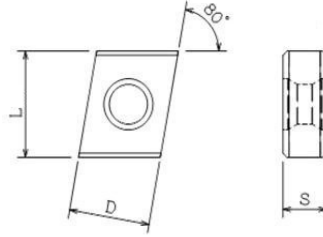

Order No.	Dimensions							
Right / Left	D	ap	ae	H	D1	d	d (inch)	I No.
NTSCN12-08020	80	20	15	50	48	27	1"	6
NTSCN12-10020	100	20	25	50	48	27	1"	8
NTSCN12-12520	125	20	32	50	58	32	1-1/4"	10
NTSCN12-16020	160	20	43	50	70	40	1-1/2"	12
NTSCN12-20020	200	20	55	50	88	40	1-1/2"	16
NTSCN12-25020	250	20	68	50	112	60	2	20

Insert : CNHU1606 Customized Thickness 訂製厚度: 21-30mm

Order No.	Dimensions							
Right / Left	D	ap	ae	H	D1	d	d (inch)	I No.
NTSCN16-08024	80	24	15	50	48	27	1"	6
NTSCN16-10024	100	24	25	50	48	27	1"	8
NTSCN16-12524	125	24	32	50	58	32	1-1/4"	10
NTSCN16-16024	160	24	43	50	70	40	1-1/2"	12
NTSCN16-20024	200	24	55	50	88	40	1-1/2"	16
NTSCN16-25024	250	24	68	50	112	60	2	20

Order example: NTSCN10-08014x1"

Type	Insert	Screw	Wrench
NTSCN10	CNHU1005	CS40110	DBIT-T15
NTSCN12	CNHU1205	CS40110	DBIT-T15
NTSCN16	CNHU1606	CS50130	DBIT-T20



### Specification

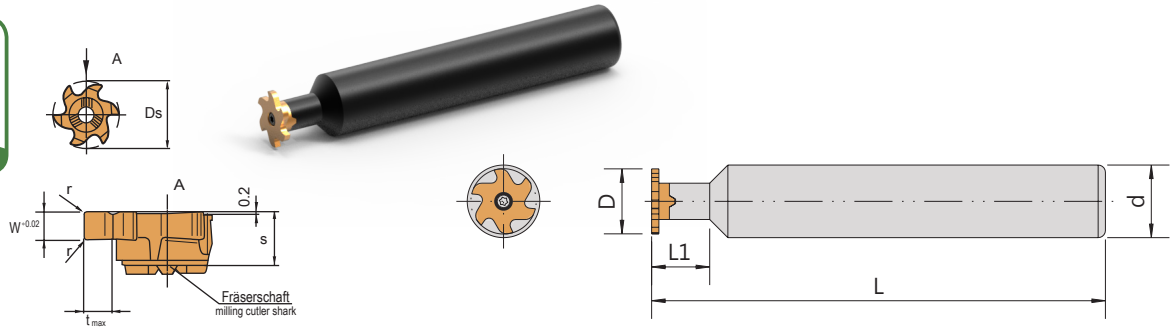
Insert	L	D	S	r	c	AK100	TM150	TH200
P						○		◎
M						○	◎	
K						◎		
N								
S						○		
CNHU1005	10.00	10.06	5.4	-	0.2		●	
CNHU1005R04	10.00	10.06	5.4	0.4	-	●	●	
CNHU1005R08	10.00	10.06	5.4	0.8	-	●	●	
CNHU1005R16	10.00	10.06	5.4	1.6	-		●	
CNHU1205	12.70	10.06	5.4	-	0.2			
CNHU1205R04	12.70	10.06	5.4	0.4	-	●		
CNHU1205R08	12.70	10.06	5.4	0.8	-	●	●	
CNHU1205R12	12.70	10.06	5.4	1.2	-	●		
CNHU1205R16	12.70	10.06	5.4	1.2	-			
CNHU1205R36	12.70	10.06	5.4	3.6	-	●		
CNHU1606	16.00	12.06	5.4	-	0.2		●	
CNHU1606R08	16.00	12.06	5.4	0.8	-		●	
CNHU1606R16	16.00	12.06	5.4	1.6	-		●	
CNHU1606R24	16.00	12.06	5.4	2.4				
CNHU1606R32	16.00	12.06	5.4	3.2				
CNHX1005R	10.00	10.06	5.4	-	0.2		●	
CNHX100504R	10.00	10.03	5.4	0.4	-			
CNHX100508R	10.00	10.06	5.4	0.8	-		●	
CNHU100516R	10.00	10.06	5.4	1.6	-		●	

-G : general cutting    -H : heavy cutting

◎ : first choice    ○ : second choice    ● : stock

CNHU : TSCN side milling    CNHX : F90CN10 shell end milling / face milling

**EM618**  
T型銑刀

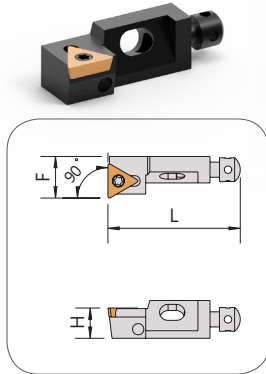


Order No.	Insert	Dimensions						Parts	Wrench
		D	d	Z	Ds	L	L 1		
EM618-S12-100	M618	9	12	6	18	100	12	CS40110	DBIT-T15
EM618-S16-125		9	16	6	18	125	16		

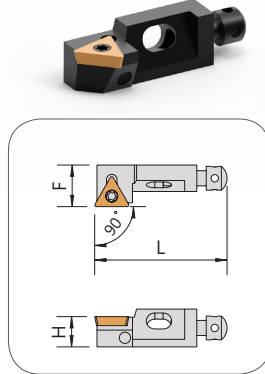
Bestellnummer	w	r	s	t <sub>max</sub>	Ds	AK100 / TH200
M618.150.00	1.5	-	4.9	3	18	
M618.200.00	2.0	-	4.9	3	18	
M618.250.00	2.5	-	4.9	3	18	●
M618.300.00	3.0	-	4.9	3	18	

STFC 90°  
STGC 90°  
STSC 45°

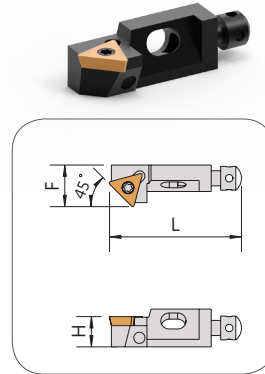
STFC 90°



STGC 90°



STSC 45°



## STFC 90°

Order No.	Insert	Dimensions			Parts		Wrench
		F	L	H	Screw		
Right / Left							
STFCR06CA-06	TCMT0602	08	25	06	CS20038	CSC3009	FT-6
STFCR08CA-09	TCMT0902	11	32	08	CS22050	CSC3009	FT-7
STFCR08CA-11	TCMT1102	11	32	08	CS25065	CSC3009	FT-8
STFCR10CA-11	TCMT1102	14	50	10	CS25065	CSC4014	FT-8
STFCR12CA-16	TCMT16T3	20	55	12	CS35090	CSC4014	FT-15
STFCR16CA-22	TCMT2204	25	55	16	CS50100	CSC4014	TL-20

## STGC 90°

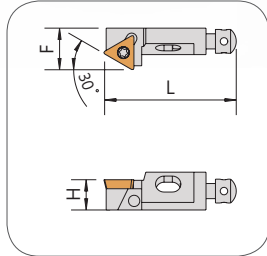

Order No.	Insert	Dimensions			Parts		Wrench
		F	L	H	Screw		
Right / Left							
STGCR08CA-09	TCMT0902	10	32	08	CS22050	CS3009	FT-7
STGCR10CA-11	TCMT1102	14	50	10	CS25065	CS4014	FT-8
STGCR12CA-16	TCMT16T3	20	55	12	CS35090	CS4014	FT-15

## STSC 45°

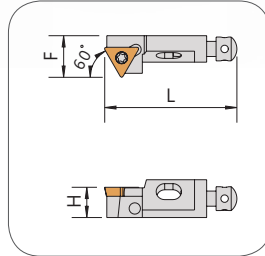

Order No.	Insert	Dimensions			Parts		Wrench
		F	L	H	Screw		
Right / Left							
STSCR08CA-09	TCMT0902	10	26	08	CS22050	CS3009	FT-7
STSCR10CA-11	TCMT1102	14	44	10	CS25065	CS4014	FT-8
STSCR12CA-16	TCMT16T3	20	47	12	CS35090	CS4014	FT-15

STTC 30°  
STWC 60°  
SCLP 95°

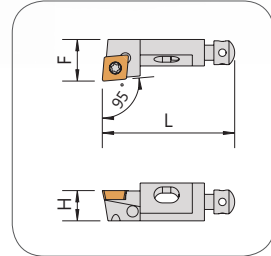

STTC 30°



STWC 60°



SCLP 95°



## STTC 30°(60°)

Order No.	Insert	Dimensions			Parts		Wrench
		F	L	H			
Right / Left							
STTCR08CA-09	TCMT0902	10	32	08	CS22050	CSC3009	FT-7
STTCR08CA-11	TCMT1102	10	32	08	CS25065	CSC3009	FT-8
STTCR10CA-11	TCMT1102	14	50	10	CS25065	CSC4014	FT-8
STTCR12CA-16	TCMT16T3	20	55	12	CS35090	CSC4014	FT-15

## STWC 60°

Order No.	Insert	Dimensions			Parts		Wrench
		F	L	H			
Right / Left							
STWCR08CA-09	TCMT0902	10	28	08	CS22050	CSC3009	FT-7
STWCR10CA-11	TCMT1102	14	44	10	CS25065	CSC4014	FT-8
STWCR12CA-16	TCMT16T3	20	47	12	CS35090	CSC4014	FT-15

## SCLP 95°

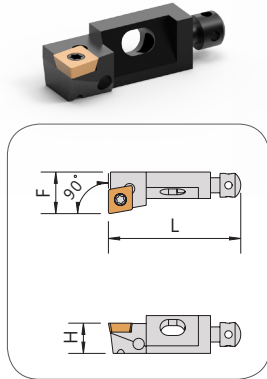
Order No.	Insert	Dimensions			Parts		Wrench
		F	L	H			
Right / Left							
SCLPR06CA-05	CPMT0502	08	25	06	CS20050	CSC3009	FT-6
SCLPR08CA-06	CPMT0602	10	32	08	CS25060	CSC3009	FT-7
SCLPR10CA-09	CPMT0903	14	50	10	CS40090	CSC4014	FT-15



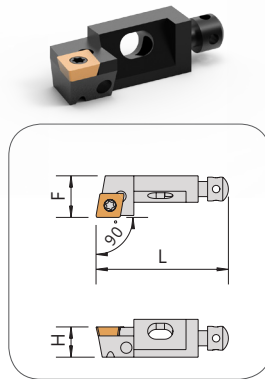
# CARTRIDGES 卡式刀座

SCFP 90°  
SCGP 90°  
SCSP 45°

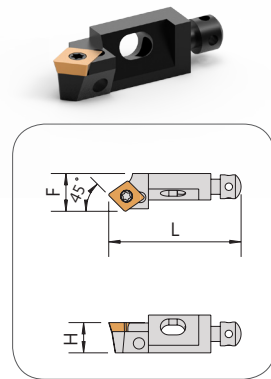
SCFP 90°



SCGP 90°



SCSP 45°



## SCFP 90°

Order No.	Insert	Dimensions			Parts		Wrench
		F	L	H			
Right / Left		F	L	H			
SCFPR06CA-05	CPMT0502	08	25	06	CS20038	CSC3009	FT-6
SCFPR08CA-06	CPMT0602	10	32	08	CS25060	CSC3009	FT-7

## SCGP 90°

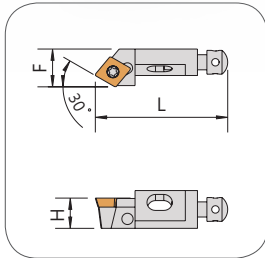
Order No.	Insert	Dimensions			Parts		Wrench
		F	L	H			
Right / Left		F	L	H			
SCGPR06CA-05	CPMT0502	08	25	06	CS20038	CSC3009	FT-6
SCGPR08CA-06	CPMT0602	10	32	08	CS25060	CSC3009	FT-7

## SCSP 45°

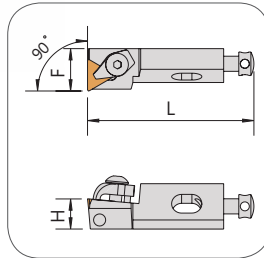
Order No.	Insert	Dimensions			Parts		Wrench
		F	L	H			
Right / Left		F	L	H			
SCSPR06CA-05	CPMT0502	08	21	06	CS20038	CSC3009	FT-6
SCSPR08CA-06	CPMT0602	10	28	08	CS25060	CSC3009	FT-7

SCTP 30°  
CTFP 90°  
CTGP 90°

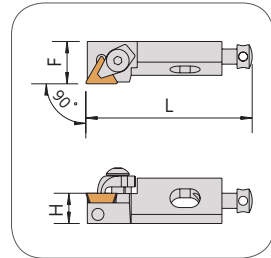
SCTP 30°



CTFP 90°



CTGP 90°



## SCTP 30°

Order No.	Insert	Dimensions			Parts		Wrench
Right / Left		F	L	H			
SCTPR06CA-05	CPMT0502	08	25	06	CS22050	CSC3009	FT-6
SCTPR08CA-06	CPMT0602	10	32	08	CS25060	CSC3009	FT-7

## CTFP 90°

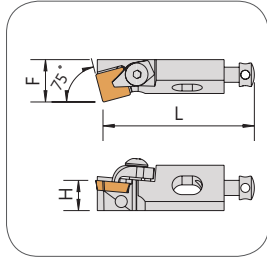
Order No.	Insert	Dimensions			Parts			Wrench
Right / Left		F	L	H				
CTFPR10CA-11	TPMN1103	14	50	10	CP50-27S		CSC4014 LW025	
CTFPR12CA-16	TPMN1603	20	55	12	CP50-26	CS70-21	CSC4014 LW025	

## CTGP 90°

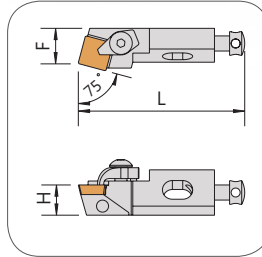
Order No.	Insert	Dimensions			Parts			Wrench
Right / Left		F	L	H				
CTGPR10CA-11	TPMN1103	14	50	10	CP50-27S		CSC4014 LW025	
CTGPR12CA-16	TPMN1603	20	55	12	CP50-26	CS70-21	CSC4014 LW025	

CSKP 75°  
CSRP 75°  
CSSP 45°

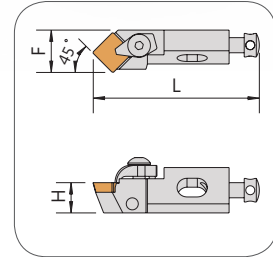
CSKP 75°



CSRP 75°



CSSP 45°



CSKP 75°

Order No.	Insert	Dimensions			Parts			Wrench
Right / Left		F	L	H				
CSKPR10CA-09	SPMN0903	14	50	10	CP50-27S		CSC4014	
CSKPR12CA-12	SPMN1203	20	55	12	CP50-26	CS70-21	CSC4014	

CSRP 75°

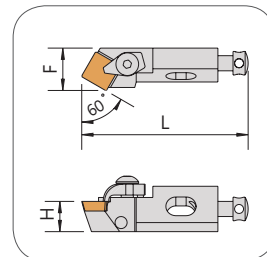
Order No.	Insert	Dimensions			Parts			Wrench
Right / Left		F	L	H				
CSRPR10CA-09	SPMN0903	14	50	10	CP50-27S		CSC4014	
CSRPR12CA-12	SPMN1203	20	55	12	CP50-26	CS70-21	CSC4014	

CSSP 45°

Order No.	Insert	Dimensions			Parts			Wrench
Right / Left		F	L	H				
CSSPR10CA-09	SPMN0903	14	50	10	CP50-27S		CSC4014	
CSSPR12CA-12	SPMN1203	20	55	12	CP50-26	CS70-21	CSC4014	

CSTP 60°

CSTP 60°

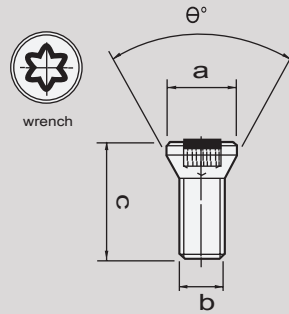


CSTP 60°

Order No.	Insert	Dimensions			Parts			Wrench
Right / Left		F	L	H				
CSTPR10CA-09	SPMN0903	14	50	10	CP50-27S		CSC4014	
CSTPR12CA-12	SPMN1203	20	55	12	CP50-26	CS70-21	CSC4014	



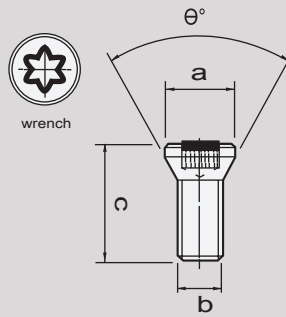
# MAROX SCREWS TABLE



## 60 度螺絲 (60 degree screws)



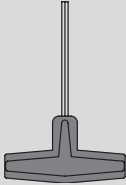
ITEM NO	a	b	c	θ	Wrench	old name
CS16031	2.8	M1.6x0.35	3.1	60	☆T6	
CS16037	2.5	M1.6x0.35	3.8	60	☆T5	
CS16037S	2.5	M1.6x0.35	3.7	60	☆T6	
CS16038	2.4	M1.6x0.35	4	60	☆T6	
CS18042	2.4	M1.8x0.35	4.2	60	☆T6	
CS20038	2.7	M2.0x0.4	3.8	60	☆T6	
CS20045	3	M2.0x0.4	5	60	☆T6	
CS22050	3.1	M2.2x0.45	4.9	60	☆T7	
CS22055	4.8	M2.2x0.45	5.5	60	☆T8	
CS25045	3.5	M2.5x0.45	4.5	60	☆T8	
CS25050	3.1	M2.5x0.45	5	60	☆T7	
CS25054	3.5	M2.5x0.45	5.4	60	☆T7	
CS25055	3.5	M2.5x0.45	5.5	60	☆T8	
CS25060	3.5	M2.5x0.45	6	60	☆T7	
CS25061	3.1	M2.5x0.45	5.9	60	☆T7	CS25060A
CS25065	3.5	M2.5x0.45	6.5	60	☆T8	
CS25080	4.5	M2.5x0.45	7.7	60	☆T8	
CS30051	3.9	M3x0.5	5.2	60	☆T8	
CS30058	3.9	M3x0.5	5.8	60	☆T8	
CS30060	4.8	M3x0.5	6.5	60	☆T10	
CS30070	4.3	M3x0.5	7	60	☆T10	
CS30080	4.9	M3x0.5	8.5	60	☆T10	
CS35075	5.5	M3.5x0.6	7.3	60	☆T15	
CS35090	5.5	M3.5x0.6	8.9	60	☆T15	
CS35095	5.1	M3.5x0.6	8.9	60	☆T15	
CS35115	5.5	M3.5x0.6	11.5	60	☆T15	
CS40115	6.8	M4x0.5	11.5	60	☆T15	
CS40145	6.8	M4x0.5	14	60	☆T15	
CS40090	5.5	M4x0.7	9	60	☆T15	
CS4009P	5.5	M4x0.7	9	60	IP15	CS4009P
CS40110	5.5	M4x0.7	11	60	☆T15	
CS4012P	5.5	M4x0.7	12	60	IP15	CS40120TP
CS45090	6.8	M4.5x0.75	9	60	☆T15	
CS45110	6.8	M4.5x0.75	11	60	☆T15	
CS50100	7	M5x0.8	10	60	☆T20	
CS50120	7.3	M5x0.8	12	60	☆T20	
CS50130	7	M5x0.8	13	60	☆T20	
CS60120	8.3	M6x1.0	12	60	☆T25	
CS60150	8.5	M6x1.0	15	60	☆T25	
CS60190	8.5	M6x1.0	19	60	☆T25	


## MAROX SCREWS TABLE





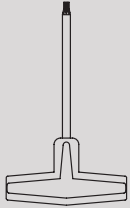


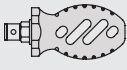


### 90度螺絲 (90 degree screws)

ITEM NO	a	b	c	θ	Wrench	old name
CSA30035S	4.9	M3x0.5	3.5	90	☆T7	CS30035
CSA30042	4.9	M3x0.5	4.0	90	☆T7	CS30042
CSA30042H	4.9	M3x0.5	4.2	90	☆T8	CS30042H
CSA30060	4.3	M3x0.5	5.8	90	☆T10	CS30060A
CSA30070	4.3	M3x0.5	6.8	90	☆T10	CS30070A
CSA40051	6.3	M4x0.7	5	90	☆T15	CS40051
CSA40059	6.3	M4x0.7	6	90	☆T15	CS40059
CSA40065	6.3	M4x0.7	6.5	90	☆T15	
CSA40069	6.3	M4x0.7	7	90	☆T15	CS40069
CSA40075	6.3	M4x0.7	7.5	90	☆T15	
CSA40079	6.3	M4x0.7	8	90	☆T15	CS40079
CSA40089	6.3	M4x0.7	9	90	☆T15	CS40089
CSA40090	5.7	M4x0.7	9.6	90	☆T15	CS40090A
CSA4009F	5.6	M4x0.7	9.3	90	☆T7	CS-F4090
CSA40105	6.3	M4x0.7	11	90	☆T15	CS40105


 HEX drive			
L-Wrence		T-handle Wrench	
LW015		TW030	
LW020		TW040	
LW025			
LW030			
LW035			
LW040			
LW050			
LW060			



 Torx drive							
Torx Wrenches		Torx Flag-type Wrench		Torx Drivers		Torx T-handle Wrench	
TL-10		FT-6		DT-6		TWT-15	
TL-15		FT-7		DT-7		TWT-20	
TL-20		FT-8		DT-8		TWT-25	
TL-25		FT-10		DT-10			
		FT-15		KT-10			
			KT-15				
				KT-20			

Vario Handle		Replaceable drive bits			
BIT-H63		BIT-T6		DBIT-T6	
		BIT-T7		DBIT-T7	
		BIT-T8		DBIT-T8	
		BIT-T9		DBIT-T9	
		BIT-T10		DBIT-T10	
		BIT-T15		DBIT-T15	
		BIT-T20		DBIT-T20	
		BIT-T25		DBIT-T25	



 Torx drive_Vario set	
<b>TBOXBIT-1</b>	
Vario Handle : BIT-H63 Anti-seize lubricant : ASL-5M	
BIT-T6	BIT-T10
BIT-T7	BIT-T15
BIT-T8	BIT-T20
BIT-T9	BIT-T25



明 祿 工 業 股 份 有 限 公 司  
MAROX TOOLS INDUSTRIAL CO.,LTD.

(411)台灣台中市太平區新仁路一段22巷65號

統一編號：52384098

No.65, Lane 22, Sec. 1, Sin-Ren Rd., Tai-ping City, Tai-chung County 411, Taiwan

TEL：886-4-22780167-8

E-mail：service@marox.com.tw

FAX：886-4-22780111

<http://www.marox.com.tw>